ZHEJIANG HAPPY PUMP INDUSTRY CO., LTD

Address: No. 318 West Xingpan Road, Daxi, Wenling, Zhejiang, China.
PC: 317525
Email: admin@happypump.com
Tel: +86-576-86305888
Fax: +86-576-86338978

www.happypump.com

Note: this directory all series of products, there may be errors between data and actual, please refer to our actual product.
Are subject to change without prior notice.

SUBMERSIBLE PUMP

HAPPY®

Professional
manufacturer of water pumps

Water Unlimited

2026

ZHEJIANG HAPPY PUMP
INDUSTRY CO., LTD

50Hz

THE FOUNDATION OF LIFE

Zhejiang Happy Pump Industry Co.,Ltd
www.happypump.com

HAPPY®

The foundation of life

55,000 m²

Division covers an area of 55,000 square meters

2,500,000 sets

Annual sales reached 2.5 million units

70,000,000 USD

Annual sales reached more than 70 million dollars

ABOUT US

1997 - 2025 Zhejiang Happy Pump Industry Co.,Ltd

Zhejiang Happy Pump Industry Co.,Ltd is a professional share-issuing enterprise in the production of water pumps, and located in Daxi Town, Wenling Taizhou City, Zhejiang of China, which is well known as"Hometown of Water Pump". Happy Pump was founded in 1997, with 24 years accumulation of middle and high-grade pump production and management experience. He always be with the good faith quality and initiative spirit of "Continuous Innovation" leading in the industry, being famous of home and abroad, brimming with confidence towards a higher goal of "new scale, intensive and professional". He covers an area of 55000 square meters, construction area of 110000 square meters, employs 800 employees including 100 professional and technical personnel, and has achieved sales volume of 2.5 million sets, and sales amount of 70 million dollars in last year. Happy pump exported to more than 150 countries and regions that continuously improve his global brand reputation.

Happy consists of metal work, motor, rotor and assembly workshops for pipeline operations from casting of pumps body, line inserting of motor, stamping of rotor to installation and inspection of complete machine. His product series including 11 major series and more than 500 specifications as Vortex pumps, Centrifugal pumps, Jet pumps, Garden pumps, Sewage pumps, Deep well submersible pumps, Swimming pool pumps, motors and Pressure tank device system.

In recent years, Happy technology center has introduced coil vacuum dip coating, automatic drying, automation production equipment for pumps. The advanced production equipment with PRO/E three-dimension design system, CFD(computational fluid dynamics), motor electromagnetic design, and finite-element analysis, for maximal reduction in development cycle of products. In addition, a series of high-performance ex-factory test systems such as automatic acquisition system of pump performance and Japanese high accuracy air flow measuring system, the scientific "7S" field management and professional experienced technicians, which ensure high quality of "HAPPY"products.

All these achievements are just a start for development of enterprise. With ever-changing world economy situations, enterprise also confronts competition and development, and to seek prosperous development has become a common recognition of enterprises. In the operation tenet of "Survival by Quality, Development by Variety", happy will cooperate with customers for a bright tomorrow with more high-quality products and perfect services.

www.happypump.com

CERTIFICATES OF HONOR

Zhejiang Happy Pump Industry Co., Ltd

Happy has passed through permit for manufacture of industrial products, ISO9001: 2015, Is014001: 2015, OHSAS18001: 2007, CE and ROHS, and been awarded titles of National “Hi-tech Enterprise”, “Provincial Famous Trademark”, “Provincial Export Famous Brand”, “Provincial Regional Brand” and “Provincial Competitive Products Manufacturing Enterprise” by People’s Government of Zhejiang Province, AA-grade “Contract-honoring & Promise-keeping Unit” by Provincial Industrial and Commercial Administration, “High-tech Research & Development Center” by the municipal people’s Government, and “Wenling Leading Enterprise”, etc.

1997 - 2025 Zhejiang Happy Pump Industry Co.,Ltd



01 **2SDM**
03 **2.5SDM**
05 **3SD**
11 **3.5SD**

(220V/50Hz)

15 **4SD2**
17 **4SD3**
18 **4SD4**
19 **4SD6**
20 **4SD8**
21 **4SD10**
22 **4SD12**
23 **4SD16**
24 **4SD20**

(220V/50Hz)

25 **3SP2**
27 **4SP2**
29 **4SP3**
30 **4SP5**
31 **4SP8**
32 **4SP14**

(220V/50Hz)

33 **3SK/4SK**

(220V/50Hz)

35 **4SN2**
37 **4SN4**
39 **SC**

(220V/50Hz)

41 **QG** SOLAR PUMP
43 **3"** SOLAR PUMP
45 **4"** SOLAR PUMP

SOLAR PUMP
DC24-200V

49 **QGD**

(220V/50Hz)

51 **5SR**

(220V/50Hz)

55 **5SP**

(220V/50Hz)

59 **6SR**

(220V/50Hz)

63 **6SP**

(220V/50Hz)

69 **3SD**
70 **4SD**
72 **5SR**
73 **6SR**

(220V/50Hz)

2SDM

Application

For pumping clean water with sand content less than 150g/m³
For well pumping, river pumping, farm irrigation, water supply.

Operating conditions

Water temperature up to **35℃**
Ambient temperature permissible up to **40℃**
2SDM Minimum internal diameter of well: **2"**(50mm)
Maximum immersion depth: **80m**

Motor

Rewindable motor
Insulation **Class B**
Protection **IP68**
NEMA dimension standards

Options on request

Special mechanical seal
Single phase motor with built-in capacitor
Single phase motor with control box
The length of cable: 2m
Outlet dimension : ½", ¾"

2 SD M 0.7/26

- Impeller's number
- Capacity (m³/h)
- Single phase motor
- Pump name
- Well diameter: Φ 2"

Components	Material
Pump body	Stainless steel
Motor bracket	Stainless steel
Motor shaft	**AISI304 SS**
Pump shaft	Stainless steel
Impeller	POM
Diffuser	PC
Bearing	C&U, NSK if request
Mechanical seal	Ceramic /Graphite, SIC/Graphite or Alloy Graphite if request
Coupling and outlet	Brass, Stainless steel or Cast iron if request
Shaft coupling	**AISI304 SS**
Bearing bush	**AISI304 SS**
Oil chamber	Cast iron, Cast-Cu if request

2SDM0.7 2SDM1.5

HAPPY®
www.happypump.com

PERFORMANCE CHART AT N=2850RPM

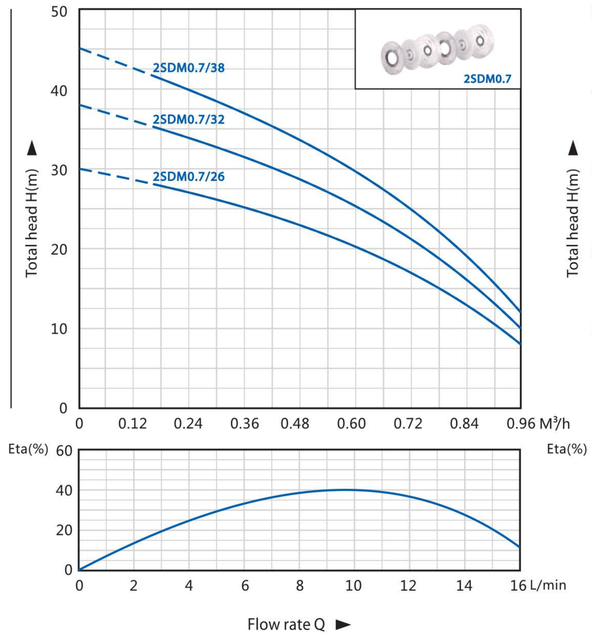

PERFORMANCE CHART AT N=2850RPM

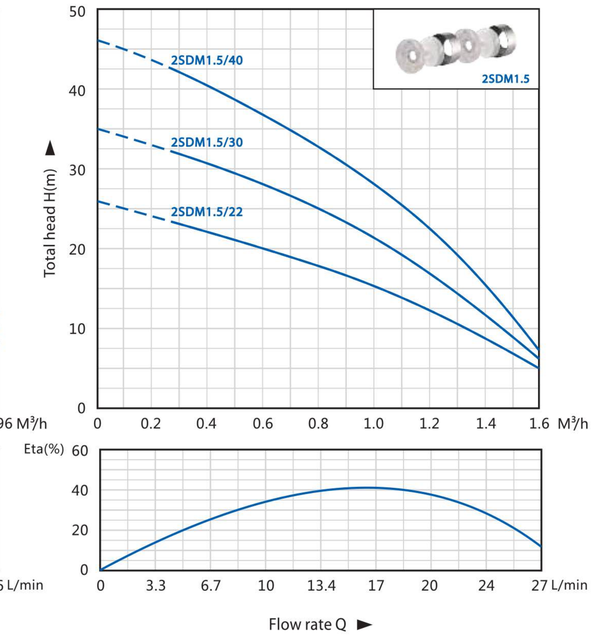

PERFORMANCE DATA 50Hz

Model	Power		Capacity & Head n=2850 r.p.m								
1~ 220V-240V	kW	HP	Q(M³/h)	0	0.12	0.24	0.36	0.48	0.60	0.72	0.84	0.96
			Q(L/min)	0	2	4	6	8	10	12	14	16
2SDM0.7/26	0.18	0.25	H(m)	30	29	27	25	23	21	18	14	8
2SDM0.7/32	0.25	0.33		38	36	34	31	29	26	22	17	10
2SDM0.7/38	0.37	0.5		45	43	40	37	34	31	26	20	12

Model	Power		Capacity & Head n=2850 r.p.m									
1~ 220V-240V	kW	HP	Q(M³/h)	0	0.2	0.4	0.6	0.8	1.0	1.2	1.4	1.6
			Q(L/min)	0	3.3	6.7	10	13.4	17	20	24	27
2SDM1.5/22	0.25	0.33	H(m)	26	24	22	20	18	16	13	9	5
2SDM1.5/30	0.37	0.5		35	33	30	27	25	22	17	12	6
2SDM1.5/40	0.55	0.75		46	44	40	36	33	29	23	16	7

DIMENSIONS & WEIGHTS

Model	DN	DIMESION (mm)			WEIGHT (kg)		
1~ 220V-240V		P	M	T	P	M	T
2SDM0.7/26	½"/ ¾"	824	530	1280	2	4.3	6.3
2SDM0.7/32	½"/ ¾"	966	565	1460	2.3	4.7	7
2SDM0.7/38	½"/ ¾"	1130	590	1640	2.6	5	7.6
2SDM1.5/22	¾"	745	530	1215	2.4	4.3	6.7
2SDM1.5/30	¾"	915	565	1420	3.2	4.7	7.9
2SDM1.5/40	¾"	1175	615	1730	4.2	5.3	9.5

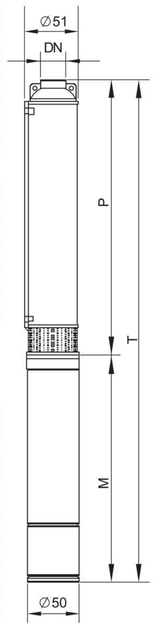

2.5SDM

Application

For pumping clean water with sand content less than 150g/m³
For well pumping, river pumping, farm irrigation, water supply.

Operating conditions

Water temperature up to **35℃**
Ambient temperature permissible up to **40℃**
2.5SDM Minimum internal diameter of well: **2.5"**(65mm)
Maximum immersion depth: **80m**

Motor

Rewindable motor
Insulation **Class B**
Protection **IP68**
NEMA dimension standards

Options on request

Special mechanical seal
Single phase motor with built-in capacitor
Single phase motor with control box
The length of cable: 2m
Outlet dimension : 1"

2.5 SD M 1.5/12

- Impeller's number
- Capacity (m³/h)
- Single phase motor
- Pump name
- Well diameter: Φ 2.5"

Components	Material
Pump body	Stainless steel
Motor bracket	Stainless steel
Motor shaft	**AISI304 SS**
Pump shaft	Stainless steel
Impeller	POM
Diffuser	PC
Bearing	C&U, NSK if request
Mechanical seal	Ceramic /Graphite, SIC/Graphite or Alloy Graphite if request
Coupling and outlet	Brass, Stainless steel or Cast iron if request
Shaft coupling	**AISI304 SS**
Bearing bush	**AISI304 SS**
Oil chamber	Cast iron, Cast-Cu if request

2.5SDM1.5 2.5SDM1.5

PERFORMANCE CHART AT N=2850RPM

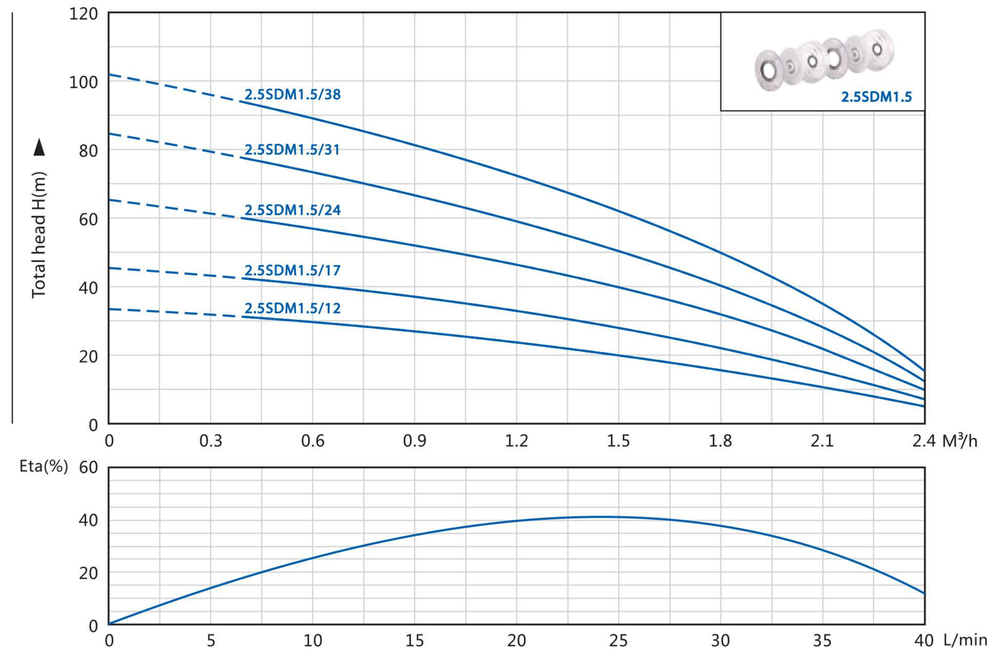

PERFORMANCE DATA 50Hz

Model	Power		Capacity & Head n=2850 r.p.m									
1~ 220V-240V	kW	HP	Q(M³/h)	0	0.3	0.6	0.9	1.2	1.5	1.8	2.1	2.4
			Q(L/min)	0	5	10	15	20	25	30	35	40
2.5SDM1.5/12	0.18	0.25	H(m)	33	30	28	26	23	20	17	11	5
2.5SDM1.5/17	0.25	0.33		46	42	39	37	33	29	24	16	7
2.5SDM1.5/24	0.37	0.5		65	60	56	52	46	40	33	22	10
2.5SDM1.5/31	0.55	0.75		84	77	72	67	60	52	43	29	13
2.5SDM1.5/38	0.75	1		102	94	88	82	73	63	52	35	16

DIMENSIONS & WEIGHTS

Model	DN	DIMESION (mm)			WEIGHT (kg)		
1~ 220V-240V		P	M	T	P	M	T
2.5SDM1.5/12	1"	522	382	850	2.1	3.9	6.0
2.5SDM1.5/17	1"	680	412	1040	2.7	4.2	6.9
2.5SDM1.5/24	1"	868	462	1270	3.3	4.8	8.1
2.5SDM1.5/31	1"	1078	512	1520	4.1	5.7	9.8
2.5SDM1.5/38	1"	1246	572	1763	4.8	6.6	11.4

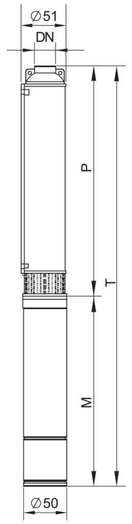

3SD

Application

For pumping clean water with sand content less than 150g/m³
For well pumping, river pumping, farm irrigation, water supply.

Operating conditions

Water temperature up to **35℃**
Ambient temperature permissible up to **40℃**
3SDM Minimum internal diameter of well: **3"**(75mm)
Maximum immersion depth: **80m**

Motor

Rewindable motor
Insulation **Class B**
Protection **IP68**
NEMA dimension standards

Options on request

Special mechanical seal
Single phase motor with built-in capacitor
Single phase motor with control box
The length of cable: 2m
Outlet dimension : 1", 1¼"

3 SD M 1 /10

- 10 — Impeller's number
- 1 — Capacity (m³/h)
- M — Single phase motor (three phase with no M marked)
- SD — Pump name
- 3 — Well diameter: Φ 3"

Components	Material
Pump body	Stainless steel
Motor bracket	Stainless steel
Motor shaft	**AISI304 SS**
Pump shaft	Stainless steel
Impeller	POM
Diffuser	PC
Bearing	C&U, NSK if request
Mechanical seal	Ceramic /Graphite, SIC/Graphite or Alloy Graphite if request
Coupling and outlet	Brass, Stainless steel or Cast iron if request
Shaft coupling	**AISI304 SS**
Bearing bush	**AISI304 SS**
Oil chamber	Cast iron, Cast-Cu if request

3SDM 3SDM

PERFORMANCE CHART AT N=2850RPM

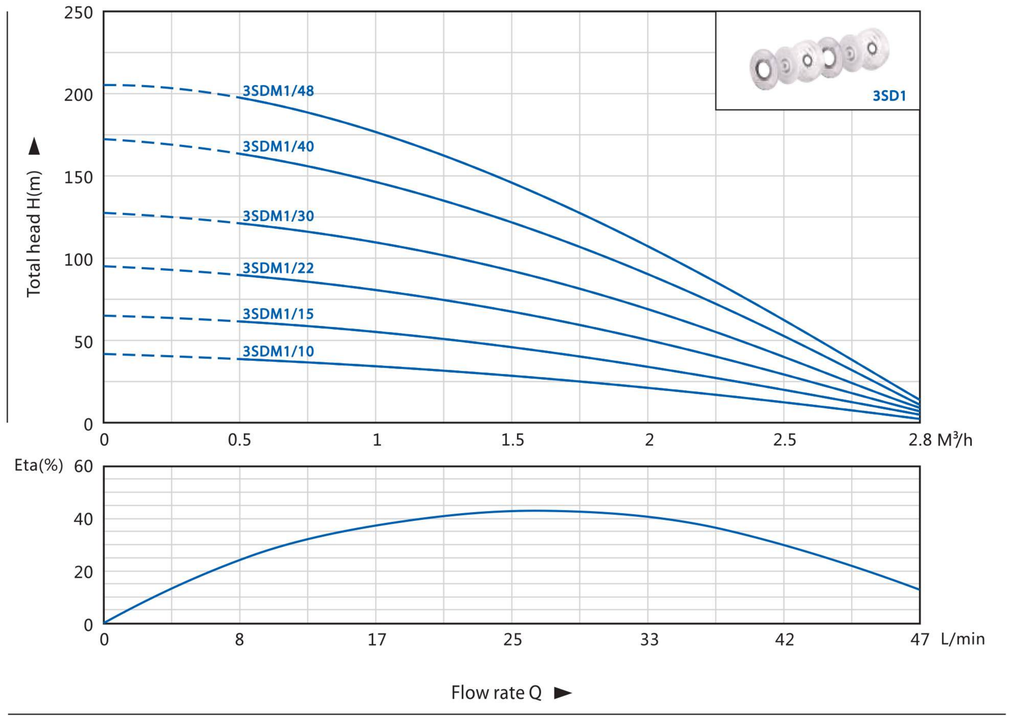

PERFORMANCE DATA 50Hz

Model	Power		Capacity & Head n=2850 r.p.m							
1~ 220V-240V	kW	HP	Q(M³/h)	0	0.5	1	1.5	2	2.5	2.8
			Q(L/min)	0	8	17	25	33	42	47
3SDM1/10	0.25	0.33	H(m)	42	41	36	30	23	12	2
3SDM1/15	0.37	0.5		64	62	55	46	35	19	3
3SDM1/22	0.55	0.75		95	90	80	67	51	27	5
3SDM1/30	0.75	1		128	123	109	92	70	38	7
3SDM1/40	1.1	1.5		172	165	146	122	93	50	9
3SDM1/48	1.5	2		205	198	175	147	112	60	11

DIMENSIONS & WEIGHTS

Model	DN	DIMESION (mm)			WEIGHT (kg)		
1~ 220V-240V		P	M	T	P	M	T
3SDM1/10	1"/1¼"	431	372	753	2.4	4.7	7.1
3SDM1/15	1"/1¼"	544	432	926	2.8	5.5	8.3
3SDM1/22	1"/1¼"	737	432	1419	3.5	6.5	10
3SDM1/30	1"/1¼"	919	472	1341	4.2	7.5	11.7
3SDM1/40	1"/1¼"	1179	557	1686	5.2	9.7	14.9
3SDM1/48	1"/1¼"	1361	607	1918	6	11.1	17.1

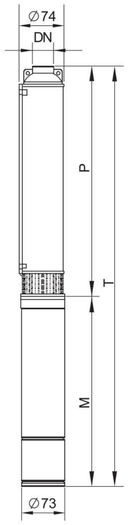

PERFORMANCE CHART AT N=2850RPM

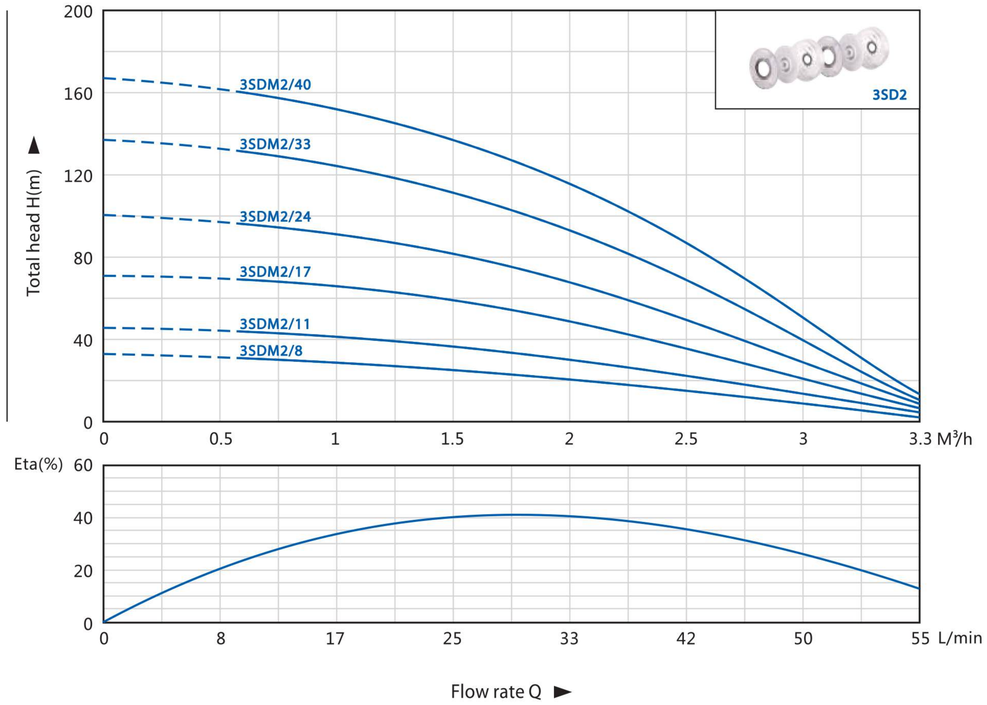

PERFORMANCE DATA 50Hz

Model	Power		Capacity & Head n=2850 r.p.m								
1~ 220V-240V	kW	HP	Q(M³/h)	0	0.5	1	1.5	2	2.5	3	3.3
			Q(L/min)	0	8	17	25	33	42	50	55
3SDM2/8	0.25	0.33	H(m)	33	32	31	28	23	15	6	2
3SDM2/11	0.37	0.5		46	44	42	38	32	20	8	4
3SDM2/17	0.55	0.75		71	68	65	60	49	32	12	6
3SDM2/24	0.75	1		101	96	93	85	70	45	17	8
3SDM2/33	1.1	1.5		137	132	127	116	96	61	23	10
3SDM2/40	1.5	2		167	160	154	140	115	75	28	12

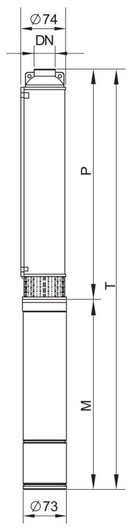

DIMENSIONS & WEIGHTS

Model	DN	DIMESION (mm)			WEIGHT (kg)		
1~ 220V-240V		P	M	T	P	M	T
3SDM2/8	1"/1¼"	401	372	723	2.3	4.7	7
3SDM2/11	1"/1¼"	473	432	855	2.7	5.5	8.2
3SDM2/17	1"/1¼"	653	432	1035	3	6.5	9.5
3SDM2/24	1"/1¼"	824	472	1246	3.4	7.5	10.9
3SDM2/33	1"/1¼"	1078	557	1585	4.6	9.7	14.3
3SDM2/40	1"/1¼"	1249	607	1806	5.2	11.1	16.3

PERFORMANCE CHART AT N=2850RPM

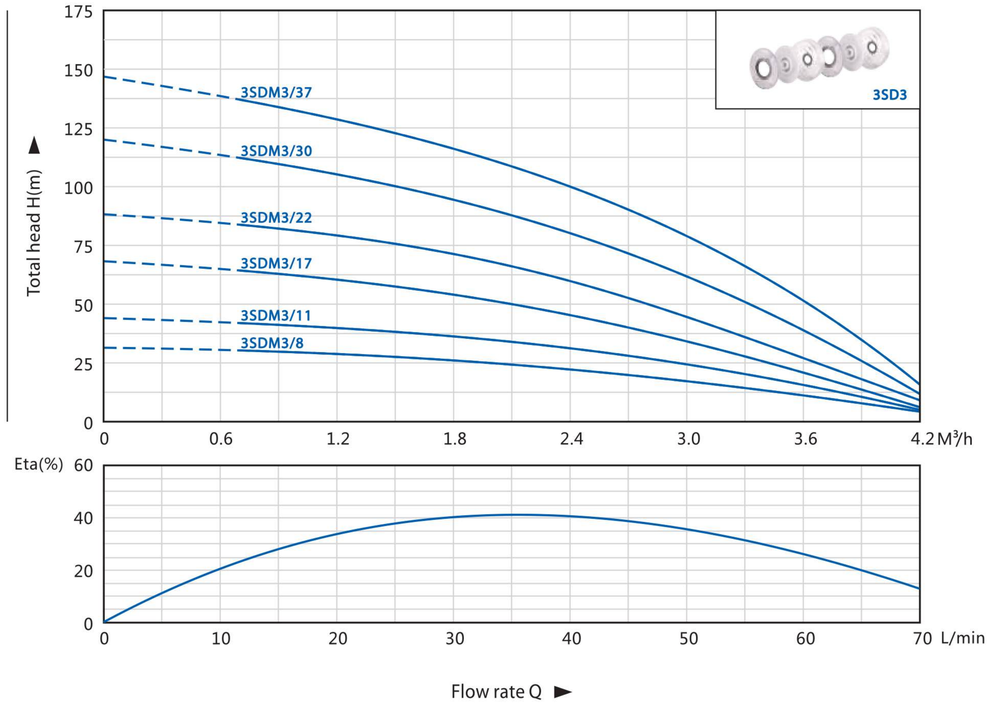

PERFORMANCE DATA 50Hz

Model	Power		Capacity & Head n=2850 r.p.m							
1~ 220V-240V	kW	HP	Q(M³/h)	0	0.6	1.2	1.8	2.4	3	3.6	4.2
			Q(L/min)	0	10	20	30	40	50	60	70
3SDM3/8	0.25	0.33	H(m)	32	30	28	26	22	19	10	4
3SDM3/11	0.37	0.5		44	41	38	36	30	26	13	5
3SDM3/17	0.55	0.75		68	64	60	55	47	40	19	6
3SDM3/22	0.75	1		88	83	77	72	60	52	25	9
3SDM3/30	1.1	1.5		120	113	105	95	81	71	36	12
3SDM3/37	1.5	2		147	138	128	116	99	87	44	15

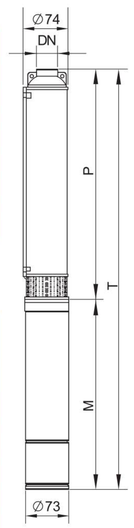

DIMENSIONS & WEIGHTS

Model	DN	DIMESION (mm)			WEIGHT (kg)		
1~ 220V-240V		P	M	T	P	M	T
3SDM3/8	1"/1¼"	422	372	744	2.4	4.7	7.1
3SDM3/11	1"/1¼"	503	432	885	2.7	5.5	8.3
3SDM3/17	1"/1¼"	698	432	1080	3.1	6.5	9.6
3SDM3/22	1"/1¼"	833	472	1255	3.5	7.5	11
3SDM3/30	1"/1¼"	1082	557	1589	4.6	9.7	15.3
3SDM3/37	1"/1¼"	1312	607	1869	6.3	11.1	17.4

PERFORMANCE CHART AT N=2850RPM

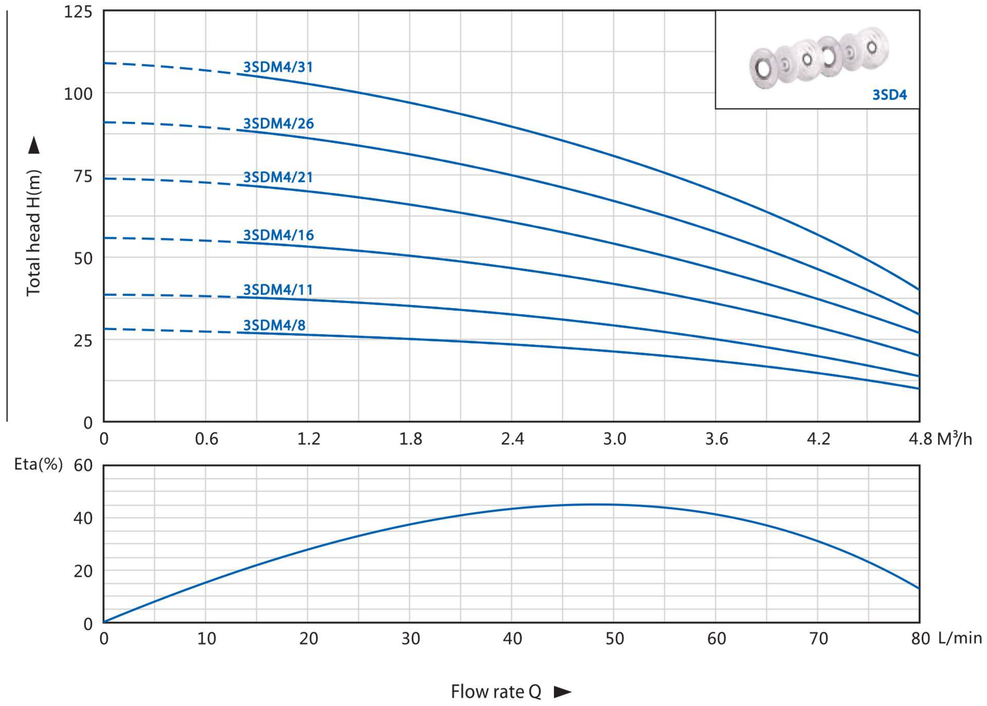

PERFORMANCE DATA 50Hz

Model	Power		Capacity & Head n=2850 r.p.m									
1~ 220V-240V	kW	HP	Q(M³/h)	0	0.6	1.2	1.8	2.4	3	3.6	4.2	4.8
			Q(L/min)	0	10	20	30	40	50	60	70	80
3SDM4/8	0.25	0.33	H(m)	28	27	26	24	22	20	18	15	10
3SDM4/11	0.37	0.5		38	37	36	34	31	28	25	20	14
3SDM4/16	0.55	0.75		56	55	52	49	45	40	36	30	20
3SDM4/21	0.75	1		74	72	69	65	59	53	48	39	27
3SDM4/26	1.1	1.5		91	89	86	80	74	66	59	49	33
3SDM4/31	1.5	2		109	106	102	96	88	79	71	58	40

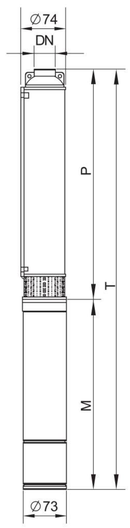

DIMENSIONS & WEIGHTS

Model	DN	DIMESION (mm)			WEIGHT (kg)		
1~ 220V-240V		P	M	T	P	M	T
3SDM4/8	1"/1¼"	466	372	788	2.6	4.7	7.3
3SDM4/11	1"/1¼"	566	432	948	2.9	5.5	8.4
3SDM4/16	1"/1¼"	770	432	1152	3.3	6.5	9.8
3SDM4/21	1"/1¼"	938	472	1360	4	7.5	11.5
3SDM4/26	1"/1¼"	1106	557	1613	4.9	9.7	14.6
3SDM4/31	1"/1¼"	1310	607	1867	6.3	11.1	17.4

PERFORMANCE CHART AT N=2850RPM

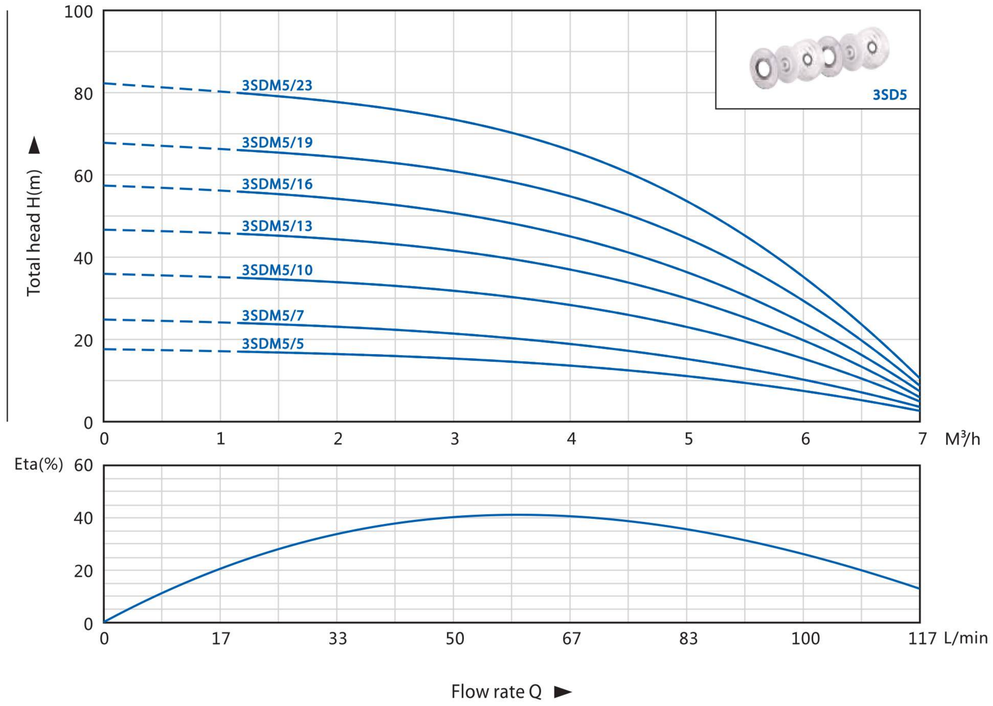

PERFORMANCE DATA 50Hz

Model	Power		Capacity & Head n=2850 r.p.m							
1~ 220V-240V	kW	HP	Q(M³/h)	0	1	2	3	4	5	6	7
			Q(L/min)	0	17	33	50	67	83	100	117
3SDM5/5	0.25	0.33	H(m)	18	17	16	15	14	12	8	3
3SDM5/7	0.37	0.5		25	24	23	22	20	17	11	4
3SDM5/10	0.55	0.75		36	35	34	33	29	24	16	5
3SDM5/13	0.75	1		47	46	44	42	38	31	21	6
3SDM5/16	0.92	1.25		57	56	51	52	46	38	25	8
3SDM5/19	1.1	1.5		68	66	64	62	55	45	30	9
3SDM5/23	1.5	2		82	80	78	75	66	55	36	11

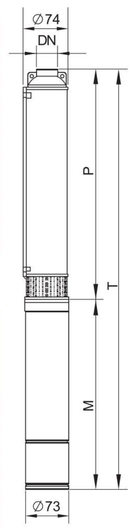

DIMENSIONS & WEIGHTS

Model	DN	DIMESION (mm)			WEIGHT (kg)		
1~ 220V-240V		P	M	T	P	M	T
3SDM5/5	1"/1¼"	450	372	772	2.4	4.7	7.1
3SDM5/7	1"/1¼"	534	432	916	2.8	5.5	8.3
3SDM5/10	1"/1¼"	658	432	1040	3.1	6.5	9.6
3SDM5/13	1"/1¼"	822	472	1244	3.5	7.5	11
3SDM5/16	1"/1¼"	948	522	1420	4.3	8.8	13.1
3SDM5/19	1"/1¼"	1074	557	1581	4.9	9.7	14.6
3SDM5/23	1"/1¼"	1243	607	1800	6.2	11.1	17.3

3.5SD

Application

For pumping clean water with sand content less than 150g/m³
For well pumping, river pumping, farm irrigation, water supply.

Operating conditions

Water temperature up to **35℃**
Ambient temperature permissible up to **40℃**
3.5SDM Minimum internal diameter of well: **3.5"**(90mm)
Maximum immersion depth: **80m**

Motor

Rewindable motor
Insulation **Class B**
Protection **IP68**
NEMA dimension standards

Options on request

Special mechanical seal
Single phase motor with built-in capacitor
Single phase motor with control box
The length of cable: 2m
Outlet dimension : 1¼" , 1½"

3.5 SD M 2 / 6

- 6 — Impeller's number
- 2 — Capacity (m³/h)
- M — Single phase motor (three phase with no M marked)
- SD — Pump name
- 3.5 — Well diameter: Φ 3.5"

Components	Material
Pump body	Stainless steel
Motor bracket	Stainless steel
Motor shaft	**AISI304 SS**
Pump shaft	Stainless steel
Impeller	POM
Diffuser	PC
Bearing	C&U, NSK if request
Mechanical seal	Ceramic /Graphite, SIC/Graphite or Alloy Graphite if request
Coupling and outlet	Brass, Stainless steel or Cast iron if request
Shaft coupling	**AISI304 SS**
Bearing bush	**AISI304 SS**
Oil chamber	Cast iron, Cast-Cu if request

3.5SDM3

PERFORMANCE CHART AT N=2850RPM

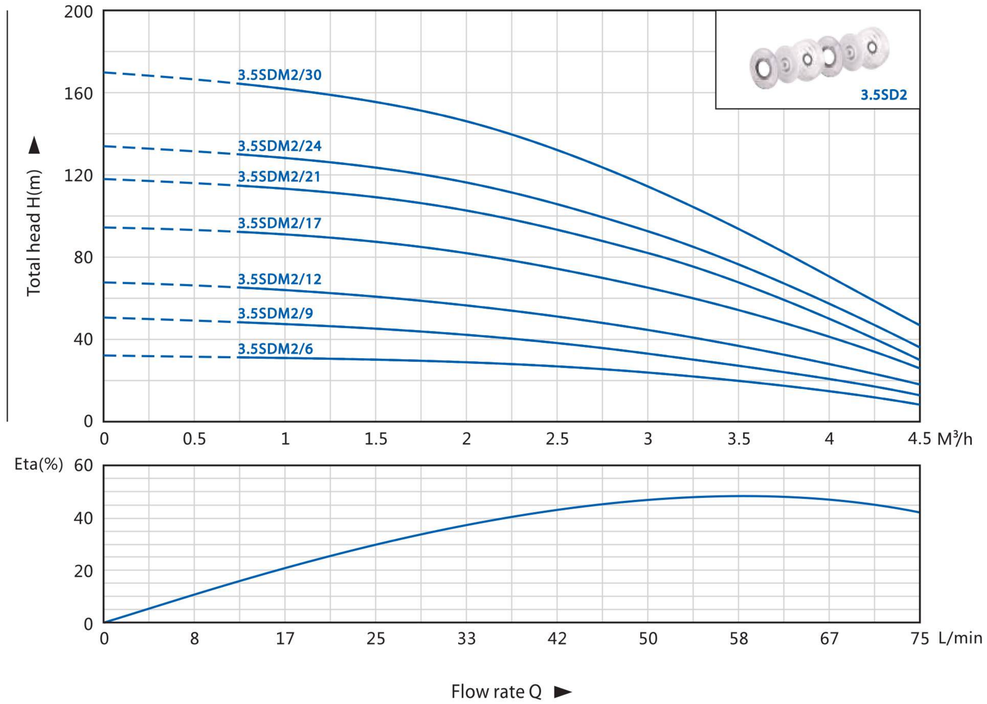

PERFORMANCE DATA 50Hz

Model	Power		Capacity & Head n=2850 r.p.m										
1~ 220V-240V	kW	HP	Q(M³/h)	0	0.5	1	1.5	2	2.5	3	3.5	4	4.5
			Q(L/min)	0	8	17	25	33	42	50	58	67	75
3.5SDM2/6	0.25	0.33	H(m)	33	32	31	30	29	26	23	18	13	9
3.5SDM2/9	0.37	0.5		50	49	47	45	43	40	34	28	20	14
3.5SDM2/12	0.55	0.75		67	66	63	60	58	53	46	37	26	19
3.5SDM2/17	0.75	1		96	94	90	87	84	76	66	53	38	27
3.5SDM2/21	0.92	1.25		118	115	111	107	103	94	81	65	47	33
3.5SDM2/24	1.1	1.5		135	131	127	122	118	107	93	74	53	38
3.5SDM2/30	1.5	2		169	164	158	152	148	134	116	93	67	47

DIMENSIONS & WEIGHTS

Model	DN	DIMESION (mm)			WEIGHT (kg)		
1~ 220V-240V		P	M	T	P	M	T
3.5SDM2/6	1¼"/1½"	348	383	781	4.1	5.6	9.7
3.5SDM2/9	1¼"/1½"	426	398	874	4.6	6.3	10.9
3.5SDM2/12	1¼"/1½"	505	423	978	5.3	6.9	12.2
3.5SDM2/17	1¼"/1½"	670	448	1168	5.9	8.1	14
3.5SDM2/21	1¼"/1½"	775	468	1293	6.4	9.1	15.5
3.5SDM2/24	1¼"/1½"	855	453	1358	7.1	9.9	17
3.5SDM2/30	1¼"/1½"	1015	503	1568	8.1	11.2	19.3

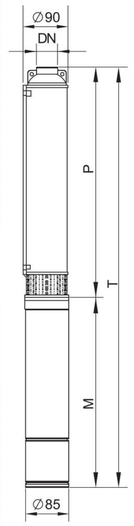

PERFORMANCE CHART AT N=2850RPM

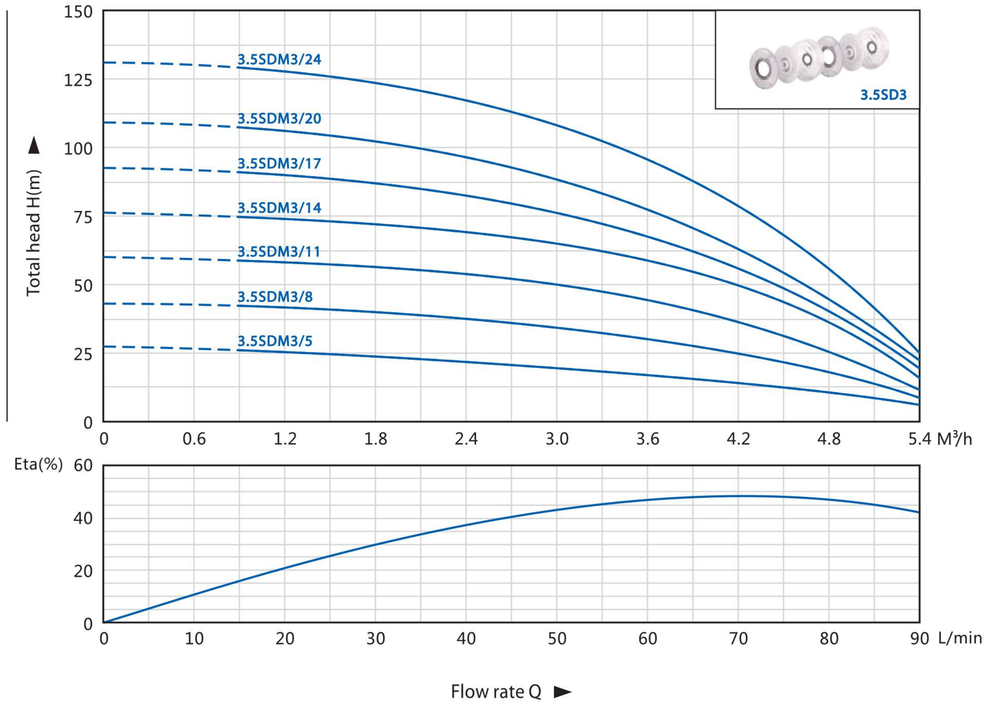

PERFORMANCE DATA 50Hz

Model	Power		Capacity & Head n=2850 r.p.m										
1~ 220V-240V	kW	HP	Q(M³/h)	0	0.6	1.2	1.8	2.4	3	3.6	4.2	4.8	5.4
			Q(L/min)	0	10	20	30	40	50	60	70	80	90
3.5SDM3/5	0.25	0.33	H(m)	27	26	25	24	23	22	20	17	13	5
3.5SDM3/8	0.37	0.5		43	42	41	40	38	35	31	26	20	8
3.5SDM3/11	0.55	0.75		60	59	58	57	53	49	45	37	25	11
3.5SDM3/14	0.75	1		76	75	74	71	67	63	57	50	41	14
3.5SDM3/17	0.92	1.25		92	91	89	88	82	75	69	57	38	17
3.5SDM3/20	1.1	1.5		109	107	105	103	96	89	82	67	45	20
3.5SDM3/24	1.5	2		130	128	126	124	115	107	98	80	66	25

DIMENSIONS & WEIGHTS

Model	DN	DIMESION (mm)			WEIGHT (kg)		
1~ 220V-240V		P	M	T	P	M	T
3.5SDM3/5	1¼"/1½"	346	383	672	4.2	5.6	9.8
3.5SDM3/8	1¼"/1½"	434	398	775	4.8	6.3	11.1
3.5SDM3/11	1¼"/1½"	519	423	885	5.5	6.9	12.4
3.5SDM3/14	1¼"/1½"	638	448	1029	5.8	8.1	13.9
3.5SDM3/17	1¼"/1½"	726	468	1147	6.3	9.1	15.4
3.5SDM3/20	1¼"/1½"	814	453	1264	6.9	9.9	16.8
3.5SDM3/24	1¼"/1½"	930	503	1408	7.7	11.2	18.9

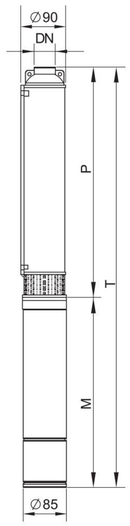

PERFORMANCE CHART AT N=2850RPM

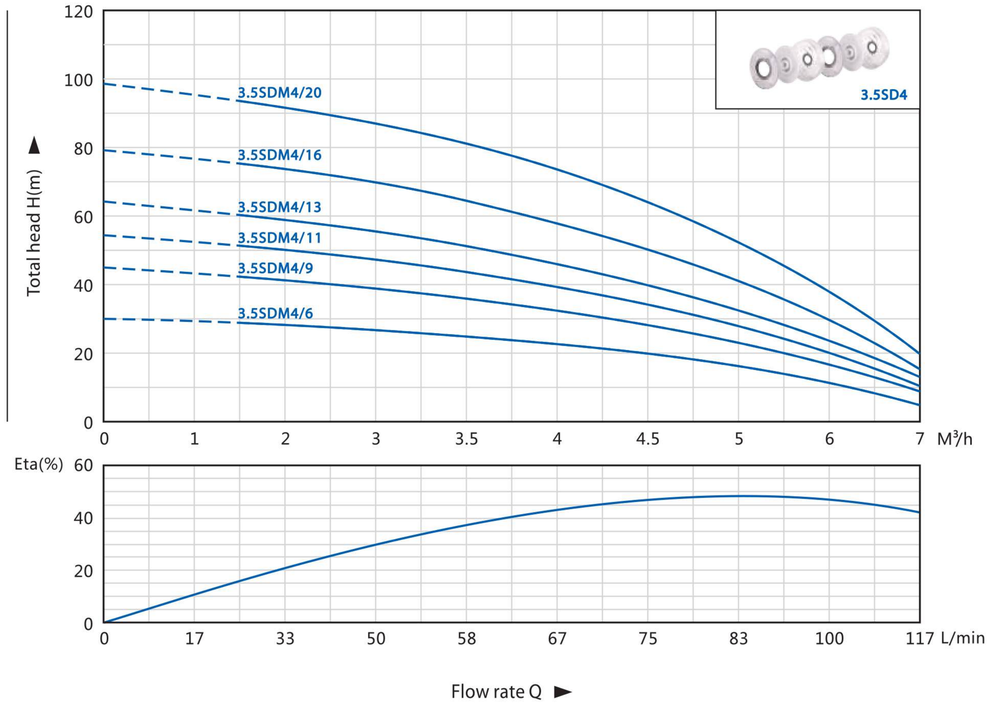

PERFORMANCE DATA 50Hz

Model	Power		Capacity & Head n=2850 r.p.m										
1~ 220V-240V	kW	HP	Q(M³/h)	0	1	2	3	3.5	4	4.5	5	6	7
			Q(L/min)	0	17	33	50	58	67	75	83	100	117
3.5SDM4/6	0.37	0.5	H(m)	30	29	28	26	24	22	20	16	12	6
3.5SDM4/9	0.55	0.75		45	44	43	39	36	33	30	24	18	9
3.5SDM4/11	0.75	1		54	53	51	47	44	40	36	29	22	11
3.5SDM4/13	0.92	1.25		64	63	60	56	52	47	43	34	26	13
3.5SDM4/16	1.1	1.5		79	77	74	69	64	58	53	42	32	16
3.5SDM4/20	1.5	2		98	96	93	87	80	73	66	53	40	20

DIMENSIONS & WEIGHTS

Model	DN	DIMESION (mm)			WEIGHT (kg)		
1~ 220V-240V		P	M	T	P	M	T
3.5SDM4/6	1¼"/1½"	434	398	775	4.5	6.3	10.8
3.5SDM4/9	1¼"/1½"	519	423	885	5.2	6.9	12.1
3.5SDM4/11	1¼"/1½"	638	448	1029	5.6	8.1	13.7
3.5SDM4/13	1¼"/1½"	726	468	1147	5.9	9.1	15
3.5SDM4/16	1¼"/1½"	814	453	1264	6.3	9.9	16.2
3.5SDM4/20	1¼"/1½"	930	503	1408	7	11.2	18.2

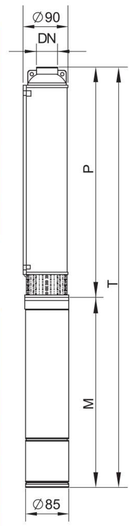

4SD

Application

For pumping clean water with sand content less than 150g/m³
For well pumping, river pumping, farm irrigation, water supply, mining, drainage in breeding industry.

Operating conditions

Water temperature up to **35℃**
Ambient temperature permissible up to **40℃**
4SDM Minimum internal diameter of well: **4"**(100mm)
Maximum sand content: **0.25%**
Maximum immersion depth: **80m**

Motor

Rewindable motor
Insulation **Class B**
Protection **Ip68**
NEMA dimension standards

Options on request

Special mechanical seal
Single phase motor with built-in capacitor
Single phase motor with control box
The length of cable: 2m
Outlet dimension : 1¼" , 1½" , 2"

4 SD M 2 / 6

- Impeller's number
- Capacity (m³/h)
- Single phase motor (three phase with no M marked)
- Pump name
- Well diameter: Φ 4"

Components	Material
Pump body	Stainless steel
Motor bracket	Stainless steel
Motor shaft	**AISI304 SS**
Pump shaft	Stainless steel
Impeller	POM
Diffuser	PC
Bearing	C&U, NSK if request
Mechanical seal	Ceramic /Graphite, SIC/Graphite or Alloy Graphite if request
Coupling and outlet	Brass, Stainless steel or Cast iron if request
Shaft coupling	**AISI304 SS**
Bearing bush	**AISI304 SS**
Oil chamber	Cast iron, Cast-Cu if request

4SD 4SD

HAPPY®
www.happypump.com

PERFORMANCE CHART AT N=2850RPM

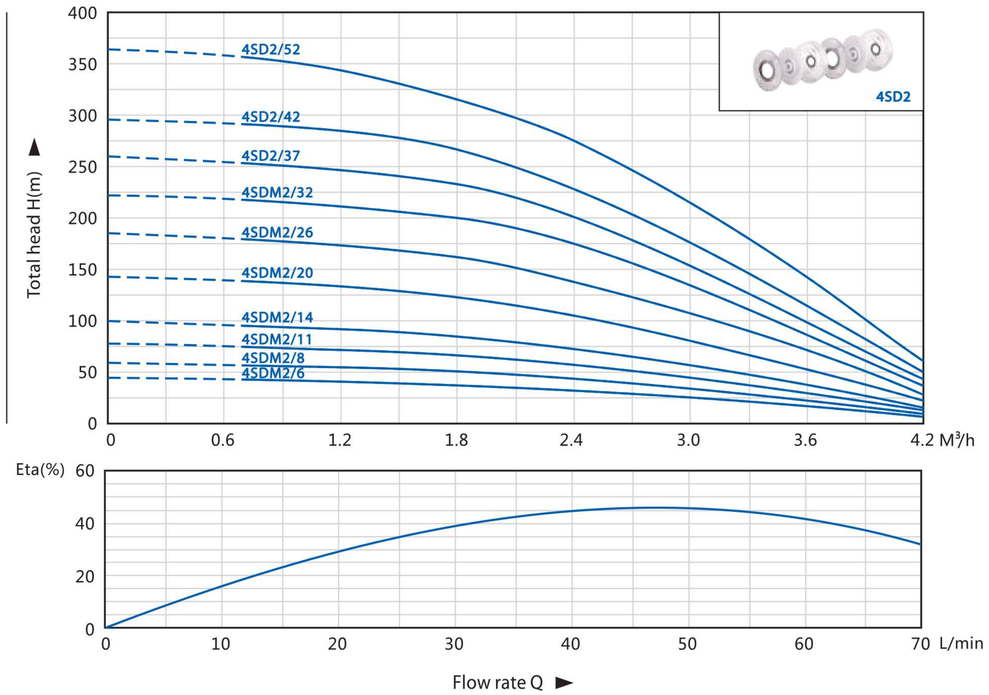

PERFORMANCE DATA 50Hz

Model		Power		Capacity & Head n=2850 r.p.m								
1~ 220V-240V	3~ 380V-415V	kW	HP	Q(M³/h)	0	0.6	1.2	1.8	2.4	3	3.6	4.2
				Q(L/min)	0	10	20	30	40	50	60	70
4SDM2/6		0.25	0.33	H(m)	45	42	41	39	33	25	18	7
4SDM2/8		0.37	0.5		60	57	55	52	43	33	23	10
4SDM2/11		0.55	0.75		78	75	72	69	58	45	30	13
4SDM2/14	4SD2/14	0.75	1		100	96	92	88	74	57	39	16
4SDM2/20	4SD2/20	1.1	1.5		142	138	133	126	106	82	54	23
4SDM2/26	4SD2/26	1.5	2		185	180	173	163	138	105	70	28
4SDM2/32	4SD2/32	2.2	3		225	220	214	200	169	130	89	38
4SDM2/37	4SD2/37	2.6	3.5		260	254	247	233	196	151	103	44
	4SD2/42	3	4		295	288	280	264	222	172	117	50
	4SD2/52	4	5.5		365	356	347	327	275	213	145	62

DIMENSIONS & WEIGHTS

Model		DN	DIMESION (mm)			WEIGHT (kg)		
1~ 220V-240V	3~ 380V-415V		P	M	T	P	M	T
4SDM2/6		1¼"/1½"	370	348	668	3.3	6.6	9.9
4SDM2/8		1¼"/1½"	424	363	737	3.8	7.2	11
4SDM2/11		1¼"/1½"	505	378	833	4.6	8.0	12.6
4SDM2/14	4SD2/14	1¼"/1½"	586	398	934	5.2	9.3	14.5
4SDM2/20	4SD2/20	1¼"/1½"	779	438	1167	6.3	10.8	17.1
4SDM2/26	4SD2/26	1¼"/1½"	941	515	1406	7.8	13.8	21.6
4SDM2/32	4SD2/32	1¼"/1½"	1135	590	1675	9.4	17.4	26.8
4SDM2/37	4SD2/37	1¼"/1½"	1270	723	1943	10.7	20.3	31
	4SD2/42	1¼"/1½"	1402	723	2075	13.4	19.3	32.7
	4SD2/52	1¼"/1½"	1704	813	2467	15.6	21.9	37.5

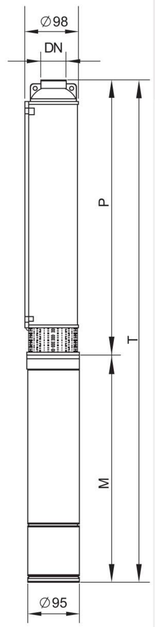

PERFORMANCE CHART AT N=2850RPM

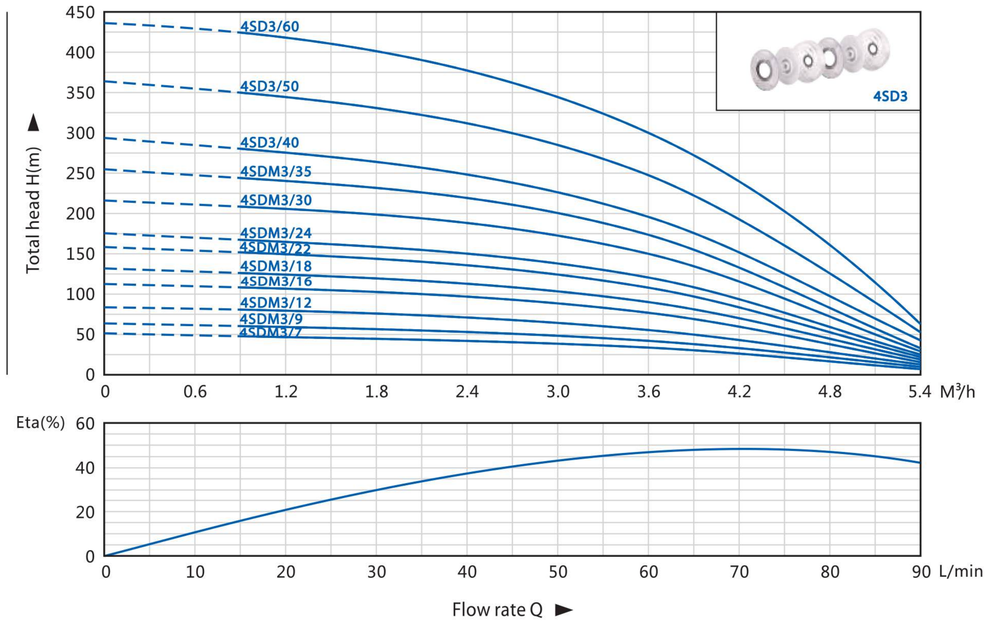

PERFORMANCE DATA 50Hz

Model		Power		Capacity & Head n=2850 r.p.m										
1~ 220V-240V	3~ 380V-415V	kW	HP	Q(M³/h)	0	0.6	1.2	1.8	2.4	3	3.6	4.2	4.8	5.4
				Q(L/min)	0	10	20	30	40	50	60	70	80	90
4SDM3/7		0.37	0.5	H(m)	51	50	49	46	44	38	35	28	15	7
4SDM3/9	4SD3/9	0.55	0.75		65	64	63	60	57	48	45	36	20	9
4SDM3/12	4SD3/12	0.75	1		87	86	85	80	76	65	60	48	26	12
4SDM3/16	4SD3/16	1.1	1.5		116	115	114	106	101	87	80	64	35	17
4SDM3/18	4SD3/18	1.1	1.5		132	131	130	120	113	97	90	72	40	19
4SDM3/22	4SD3/22	1.5	2		160	159	158	146	139	119	110	88	49	23
4SDM3/24	4SD3/24	1.5	2		175	174	173	160	151	130	120	96	53	25
4SDM3/30	4SD3/30	2.2	2.5		218	217	216	200	190	163	150	120	66	31
4SDM3/35	4SD3/35	2.6	3.5		255	254	252	233	221	190	175	140	77	36
	4SD3/40	3.0	4		291	290	288	266	253	217	200	160	89	42
	4SD3/50	4.0	5.5		364	362	360	333	316	272	250	200	111	52
	4SD3/60	5.5	7.5		436	434	432	400	379	326	300	240	133	63

DIMENSIONS & WEIGHTS

Model		DN	DIMESION (mm)			WEIGHT (kg)		
1~ 220V-240V	3~ 380V-415V		P	M	T	P	M	T
4SDM3/7		1¼"/1½"/2"	390	363	703	3.5	7.2	10.7
4SDM3/9	4SD3/9	1¼"/1½"/2"	441	378	769	4.1	8	12.1
4SDM3/12	4SD3/12	1¼"/1½"/2"	520	398	868	4.9	8.7	13.6
4SDM3/16	4SD3/16	1¼"/1½"/2"	656	428	1034	5.9	10.8	16.7
4SDM3/18	4SD3/18	1¼"/1½"/2"	709	438	1097	6.4	10.8	17.2
4SDM3/22	4SD3/22	1¼"/1½"/2"	813	505	1268	7.4	13.4	20.8
4SDM3/24	4SD3/24	1¼"/1½"/2"	866	515	1331	7.9	13.8	21.7
4SDM3/30	4SD3/30	1¼"/1½"/2"	1055	590	1595	9.3	17.4	26.7
4SDM3/35	4SD3/35	1¼"/1½"/2"	1186	625	1761	10.6	20.3	30.9
	4SD3/40	1¼"/1½"/2"	1348	605	1903	11.9	19.3	31.2
	4SD3/50	1¼"/1½"/2"	1609	723	2282	14.5	21.9	36.4
	4SD3/60	1¼"/1½"/2"	1903	813	2666	17.1	25.6	42.7

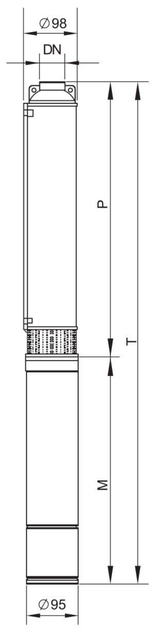

PERFORMANCE CHART AT N=2850RPM

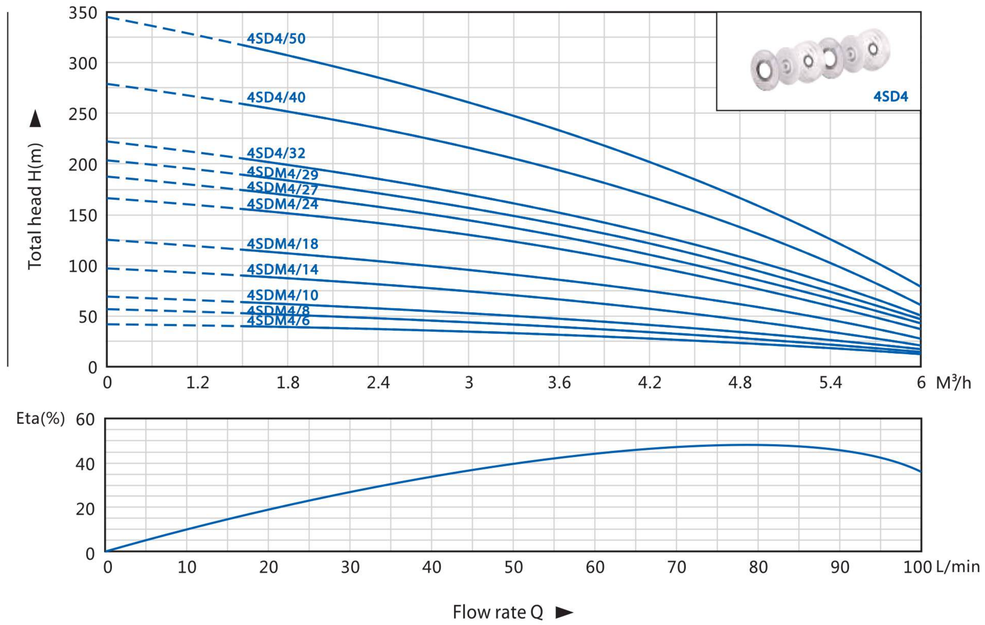

PERFORMANCE DATA 50Hz

Model		Power		Capacity & Head n=2850 r.p.m									
1~ 220V-240V	3~ 380V-415V	kW	HP	Q(M³/h)	0	1.2	1.8	2.4	3	3.6	4.2	4.8	5.4	6
				Q(L/min)	0	20	30	40	50	60	70	80	90	100
4SDM4/6		0.37	0.5	H(m)	42	37	35	34	32	29	24	21	18	10
4SDM4/8		0.55	0.75		56	50	48	45	43	39	32	28	24	12
4SDM4/10	4SD4/10	0.75	1		70	62	59	57	54	48	40	35	30	15
4SDM4/14	4SD4/14	1.1	1.5		97	87	84	80	76	67	56	49	42	22
4SDM4/18	4SD4/18	1.5	2		125	112	107	103	97	86	73	63	54	28
4SDM4/24	4SD4/24	2.2	3		167	150	144	137	129	115	97	84	72	38
4SDM4/27	4SD4/27	2.2	3		187	167	161	154	146	130	109	95	81	43
4SDM4/29	4SD4/29	2.6	3.5		202	179	172	165	157	140	117	102	87	46
	4SD4/32	3	4		222	198	191	183	172	154	129	112	96	51
	4SD4/40	4	5.5		278	249	239	229	215	192	161	140	120	63
	4SD4/50	5.5	7.5		347	311	299	285	269	240	202	176	150	79

DIMENSIONS & WEIGHTS

Model		DN	DIMESION (mm)			WEIGHT (kg)		
1~ 220V-240V	3~ 380V-415V		P	M	T	P	M	T
4SDM4/6		1¼"/1½"/2"	381	363	695	3.3	7.2	10.5
4SDM4/8		1¼"/1½"/2"	440	378	768	3.8	8	11.8
4SDM4/10	4SD4/10	1¼"/1½"/2"	500	398	846	4.4	8.7	13.1
4SDM4/14	4SD4/14	1¼"/1½"/2"	647	438	1035	5.4	10.8	16.2
4SDM4/18	4SD4/18	1¼"/1½"/2"	763	515	1230	6.4	13.8	20.2
4SDM4/24	4SD4/24	1¼"/1½"/2"	938	565	1452	8.2	16	24.2
4SDM4/27	4SD4/27	1¼"/1½"/2"	1026	590	1565	8.9	17.4	26.3
4SDM4/29	4SD4/29	1¼"/1½"/2"	1084	625	1659	9.5	20.3	29.8
	4SD4/32	1¼"/1½"/2"	1203	605	1756	10.4	19.3	29.7
	4SD4/40	1¼"/1½"/2"	1468	723	2140	12.6	21.9	34.5
	4SD4/50	1¼"/1½"/2"	1790	903	2643	16.3	25.6	41.9

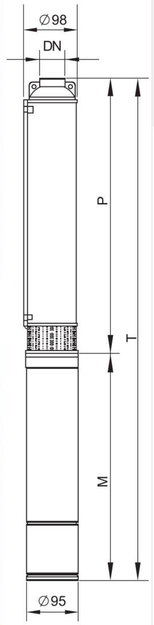

PERFORMANCE CHART AT N=2850RPM

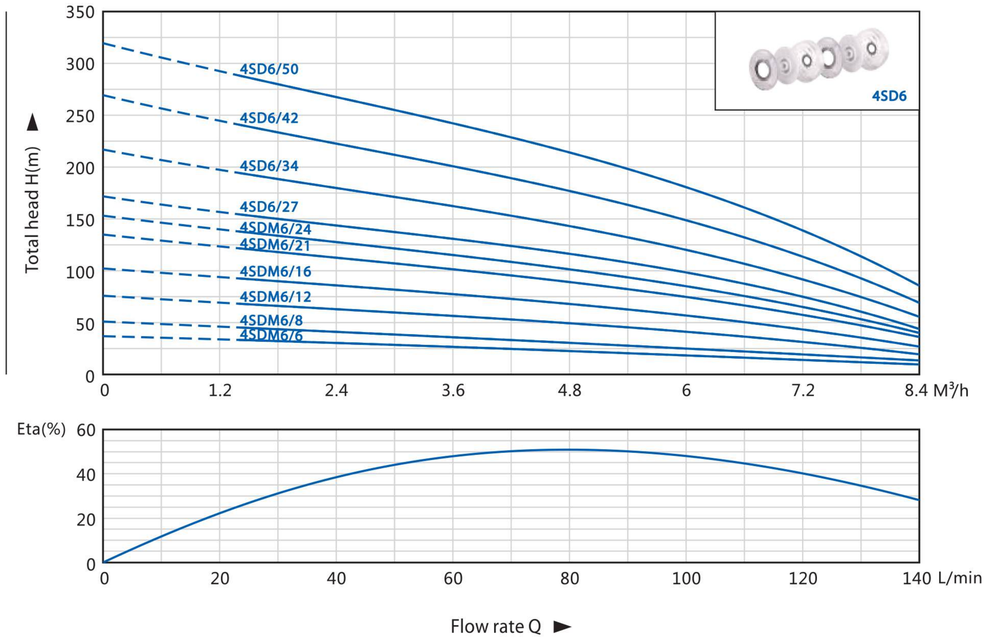

PERFORMANCE DATA 50Hz

Model		Power		Capacity & Head n=2850 r.p.m								
1~ 220V-240V	3~ 380V-415V	kW	HP	Q(M³/h)	0	1.2	2.4	3.6	4.8	6	7.2	8.4
				Q(L/min)	0	20	40	60	80	100	120	140
4SDM6/6		0.55	0.75	H(m)	38	36	31	28	27	23	17	10
4SDM6/8	4SD6/8	0.75	1		51	48	41	38	36	31	22	13
4SDM6/12	4SD6/12	1.1	1.5		76	72	61	57	54	46	33	20
4SDM6/16	4SD6/16	1.5	2		102	96	81	76	72	61	45	27
4SDM6/21	4SD6/21	2.2	2.5		134	126	107	100	94	80	59	35
4SDM6/24	4SD6/24	2.6	3.5		153	144	122	115	108	91	67	40
	4SD6/27	3.0	4		172	162	137	129	121	102	76	46
	4SD6/34	4.0	5.5		216	204	173	163	153	129	95	57
	4SD6/42	5.5	7.5		267	252	214	200	189	159	118	71
	4SD6/50	7.5	10		319	300	255	240	225	190	140	85

DIMENSIONS & WEIGHTS

Model		DN	DIMESION (mm)			WEIGHT (kg)		
1~ 220V-240V	3~ 380V-415V		P	M	T	P	M	T
4SDM6/6		1¼"/1½"/2"	390	378	778	3.4	8	11.4
4SDM6/8	4SD6/8	1¼"/1½"/2"	452	398	917	3.9	8.7	12.6
4SDM6/12	4SD6/12	1¼"/1½"/2"	607	438	1147	5	10.8	15.8
4SDM6/16	4SD6/16	1¼"/1½"/2"	730	515	1305	6.4	13.8	20.2
4SDM6/21	4SD6/21	1¼"/1½"/2"	884	590	1439	7.8	17.4	25.2
4SDM6/24	4SD6/24	1¼"/1½"/2"	1008	625	1681	8.4	20.3	28.7
	4SD6/27	1¼"/1½"/2"	1100	605	1863	9.2	19.3	28.6
	4SD6/34	1¼"/1½"/2"	1347	723	2200	11.5	21.9	33.4
	4SD6/42	1¼"/1½"/2"	1594	813	1544	14.2	25.6	39.8
	4SD6/50	1¼"/1½"/2"	1871	903	1821	16.7	28.3	45

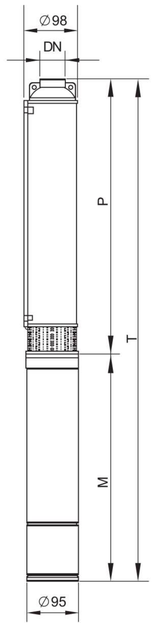

PERFORMANCE CHART AT N=2850RPM

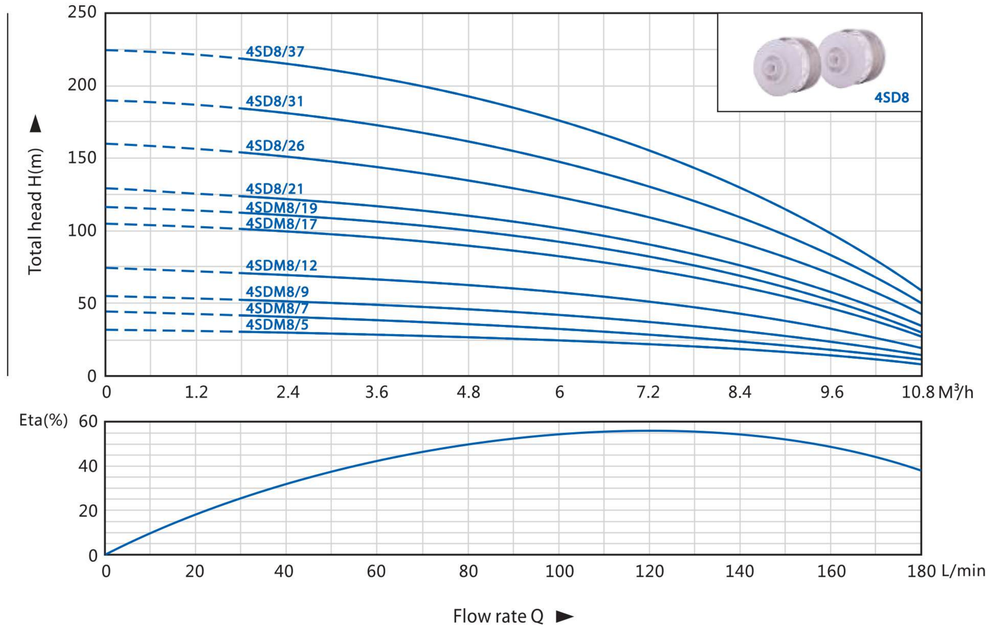

PERFORMANCE DATA 50Hz

Model		Power		Capacity & Head n=2850 r.p.m										
1~ 220V-240V	3~ 380V-415V	kW	HP	Q(M³/h)	0	1.2	2.4	3.6	4.8	6	7.2	8.4	9.6	10.8
				Q(L/min)	0	20	40	60	80	100	120	140	160	180
4SDM8/5		0.55	0.75	H(m)	31	30	29	28	26	24	20	18	14	8
4SDM8/7	4SD8/7	0.75	1		44	42	40	39	37	34	28	25	20	11
4SDM8/9	4SD8/9	1.1	1.5		55	54	52	50	48	43	36	32	25	14
4SDM8/12	4SD8/12	1.5	2		74	72	69	66	64	58	48	43	34	19
4SDM8/17	4SD8/17	2.2	3		105	102	97	94	91	82	68	61	48	27
4SDM8/19	4SD8/19	2.6	3.5		117	114	108	105	102	92	76	68	53	30
	4SD8/21	3.0	4		129	126	120	116	112	101	84	76	59	34
	4SD8/26	4.0	5.5		160	156	149	143	138	125	104	93	73	42
	4SD8/31	5.5	7.5		190	186	178	171	165	149	124	112	87	50
	4SD8/37	7.5	10		225	222	212	204	196	178	148	133	103	59

DIMENSIONS & WEIGHTS

Model		DN	DIMESION (mm)			WEIGHT (kg)		
1~ 220V-240V	3~ 380V-415V		P	M	T	P	M	T
4SDM8/5		1½"/2"	398	378	725	3.3	8	11.3
4SDM8/7	4SD8/7	1½"/2"	473	398	823	3.7	8.7	12.4
4SDM8/9	4SD8/9	1½"/2"	550	438	940	4.3	10.8	15.1
4SDM8/12	4SD8/12	1½"/2"	695	515	1162	5.2	13.8	19
4SDM8/17	4SD8/17	1½"/2"	886	590	1428	6.8	17.4	24.2
4SDM8/19	4SD8/19	1½"/2"	962	625	1537	7.4	20.3	27.7
	4SD8/21	1½"/2"	1040	605	1596	7.8	19.3	27.1
	4SD8/26	1½"/2"	1262	723	1937	9.4	21.9	31.3
	4SD8/31	1½"/2"	1453	813	2218	11.2	25.6	36.8
	4SD8/37	1½"/2"	1713	903	2568	12.8	28.3	41.1

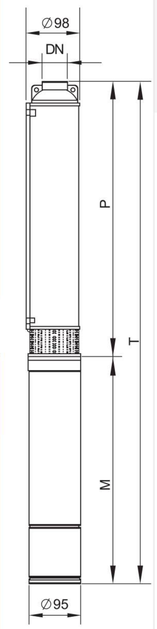

PERFORMANCE CHART AT N=2850RPM

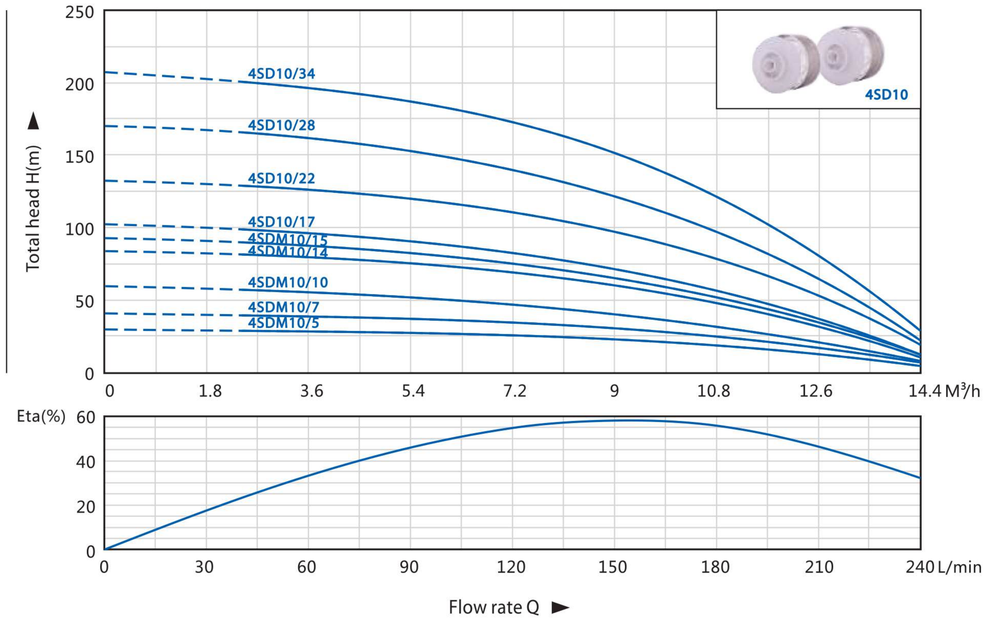

PERFORMANCE DATA 50Hz

Model		Power		Capacity & Head n=2850 r.p.m									
1~ 220V-240V	3~ 380V-415V	kW	HP	Q(M³/h)	0	1.8	3.6	5.4	7.2	9	10.8	12.6	14.4
				Q(L/min)	0	30	60	90	120	150	180	210	240
4SDM10/5	4SD10/5	0.75	1	H(m)	30	29	28	26	25	21	16	11	4
4SDM10/7	4SD10/7	1.1	1.5		42	41	40	37	35	29	23	15	6
4SDM10/10	4SD10/10	1.5	2		60	58	56	52	50	43	33	23	8
4SDM10/14	4SD10/14	2.2	3		84	82	79	73	70	61	46	32	11
4SDM10/15	4SD10/15	2.6	3.5		90	88	84	78	75	65	50	34	13
	4SD10/17	3.0	4.0		102	99	96	89	85	74	56	39	13
	4SD10/22	4.0	5.5		133	129	124	116	111	96	74	52	19
	4SD10/28	5.5	7.5		170	163	158	148	141	122	94	66	23
	4SD10/34	7.5	10		206	198	192	179	171	148	114	80	28

DIMENSIONS & WEIGHTS

Model		DN	DIMESION (mm)			WEIGHT (kg)		
1~ 220V-240V	3~ 380V-415V		P	M	T	P	M	T
4SDM10/5	4SD10/5	1½"/2"	398	398	747	3.3	8.7	12
4SDM10/7	4SD10/7	1½"/2"	473	438	863	3.7	10.8	14.5
4SDM10/10	4SD10/10	1½"/2"	588	515	1015	4.6	13.8	18.4
4SDM10/14	4SD10/14	1½"/2"	672	590	1314	5.8	17.4	23.2
4SDM10/15	4SD10/15	1½"/2"	710	625	1285	6.1	20.3	26.4
	4SD10/17	1½"/2"	886	605	1443	6.7	19.3	26
	4SD10/22	1½"/2"	1078	723	1752	8.2	21.9	30.1
	4SD10/28	1½"/2"	1338	813	2103	9.9	25.6	35.5
	4SD10/34	1½"/2"	1566	903	2422	11.4	28.3	39.7

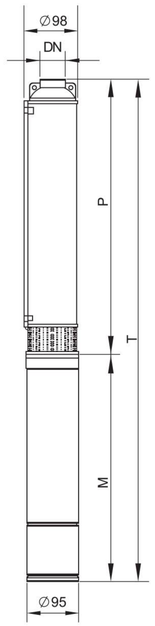

PERFORMANCE CHART AT N=2850RPM

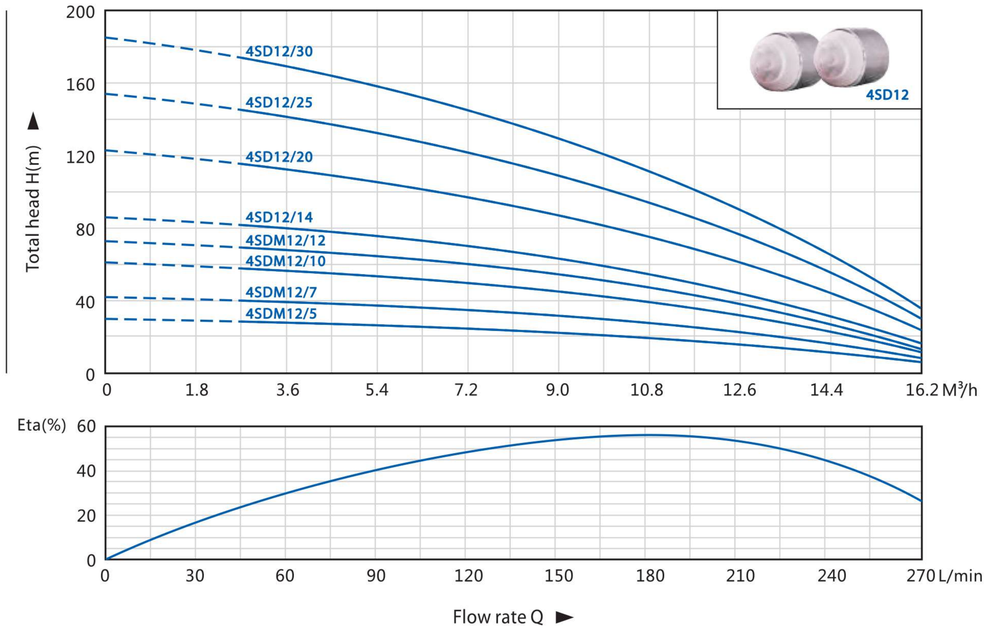

PERFORMANCE DATA 50Hz

Model		Power		Capacity & Head n=2850 r.p.m										
1~ 220V-240V	3~ 380V-415V	kW	HP	Q(M³/h)	0	1.8	3.6	5.4	7.2	9	10.8	12.6	14.4	16.2
				Q(L/min)	0	30	60	90	120	150	180	210	240	270
4SDM12/5	4SD12/5	1.1	1.5	H(m)	30	29	28	26	24	22	20	14	12	6
4SDM12/7	4SD12/7	1.5	2		42	41	40	36	34	32	28	20	16	8
4SDM12/10	4SD12/10	2.2	3		61	59	57	52	49	45	40	29	24	12
4SDM12/12	4SD12/12	2.6	3.5		73	71	68	62	58	54	48	35	15	13
	4SD12/14	3.0	4		86	83	80	73	68	63	55	46	34	17
	4SD12/20	4.0	5.5		123	119	114	104	97	90	80	58	48	24
	4SD12/25	5.5	7.5		154	148	143	130	121	112	100	72	60	30
	4SD12/30	7.5	10		185	177	171	156	148	135	120	87	72	36

DIMENSIONS & WEIGHTS

Model		DN	DIMESION (mm)			WEIGHT (kg)		
1~ 220V-240V	3~ 380V-415V		P	M	T	P	M	T
4SDM12/5	4SD12/5	1¼"/1½"/2"	546	438	934	3.7	10.8	14.5
4SDM12/7	4SD12/7	1¼"/1½"/2"	682	515	1147	4.4	13.8	18.2
4SDM12/10	4SD12/10	1¼"/1½"/2"	886	590	1427	5.5	17.4	22.9
4SDM12/12	4SD12/12	1¼"/1½"/2"	1022	625	1597	6.3	20.3	26.6
	4SD12/14	1¼"/1½"/2"	1158	605	1714	7.2	19.3	26.5
	4SD12/20	1¼"/1½"/2"	1568	723	2241	9.6	21.9	31.5
	4SD12/25	1¼"/1½"/2"	1909	813	2672	11.4	25.6	37
	4SD12/30	1¼"/1½"/2"	2250	903	3103	13.6	28.3	41.9

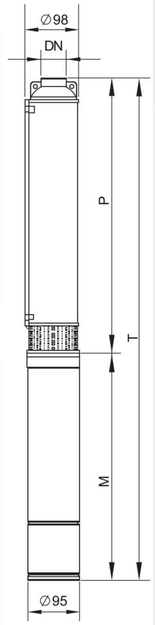

PERFORMANCE CHART AT N=2850RPM

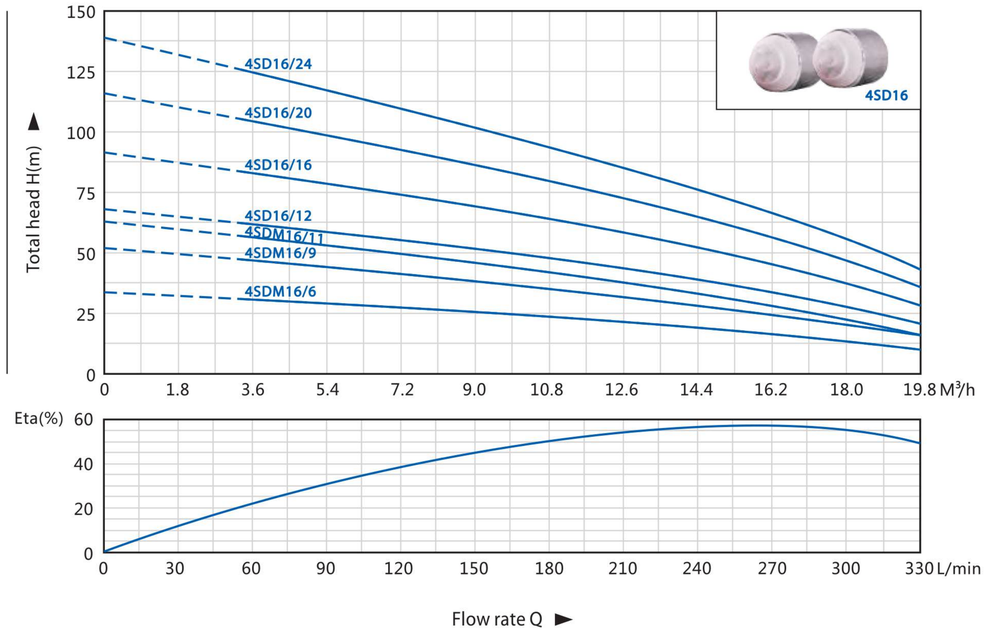

PERFORMANCE DATA 50Hz

Model		Power		Capacity & Head n=2850 r.p.m										
1~ 220V-240V	3~ 380V-415V	kW	HP	Q(M³/h)	0	3.6	5.4	7.2	9	10.8	12.6	14.4	16.2	18	19.8
				Q(L/min)	0	60	90	120	150	180	210	240	270	300	330
4SDM16/6	4SD16/6	1.5	2	H(m)	34	31	28	26	25	24	22	20	18	15	10
4SDM16/9	4SD16/9	2.2	3		52	47	43	40	37	35	33	30	27	22	16
4SDM16/11	4SD16/11	2.6	3.5		63	57	52	49	45	43	40	37	33	27	16
	4SD16/12	3.0	4		68	62	57	54	50	47	44	40	36	30	21
	4SD16/16	4.0	5.5		92	83	76	72	67	63	59	54	48	40	28
	4SD16/20	5.5	7.5		116	104	96	90	84	80	73	68	60	50	36
	4SD16/24	7.5	10		139	125	115	108	100	95	87	81	72	60	43

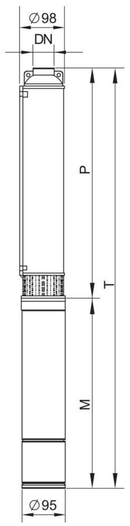

DIMENSIONS & WEIGHTS

Model		DN	DIMESION (mm)			WEIGHT (kg)		
1~ 220V-240V	3~ 380V-415V		P	M	T	P	M	T
4SDM16/6	4SD16/6	1¼"/1½"/2"	644	515	1109	4.4	13.8	18.2
4SDM16/9	4SD16/9	1¼"/1½"/2"	849	590	1390	5.7	17.4	23.1
4SDM16/11	4SD16/11	1¼"/1½"/2"	985	625	1560	6.7	20.3	27
	4SD16/12	1¼"/1½"/2"	1053	605	1609	7.1	19.3	26.4
	4SD16/16	1¼"/1½"/2"	1326	723	2000	8.9	21.9	30.8
	4SD16/20	1¼"/1½"/2"	1600	813	2362	10.5	25.6	36.1
	4SD16/24	1¼"/1½"/2"	1882	903	2725	12.3	28.3	40.6

PERFORMANCE CHART AT N=2850RPM

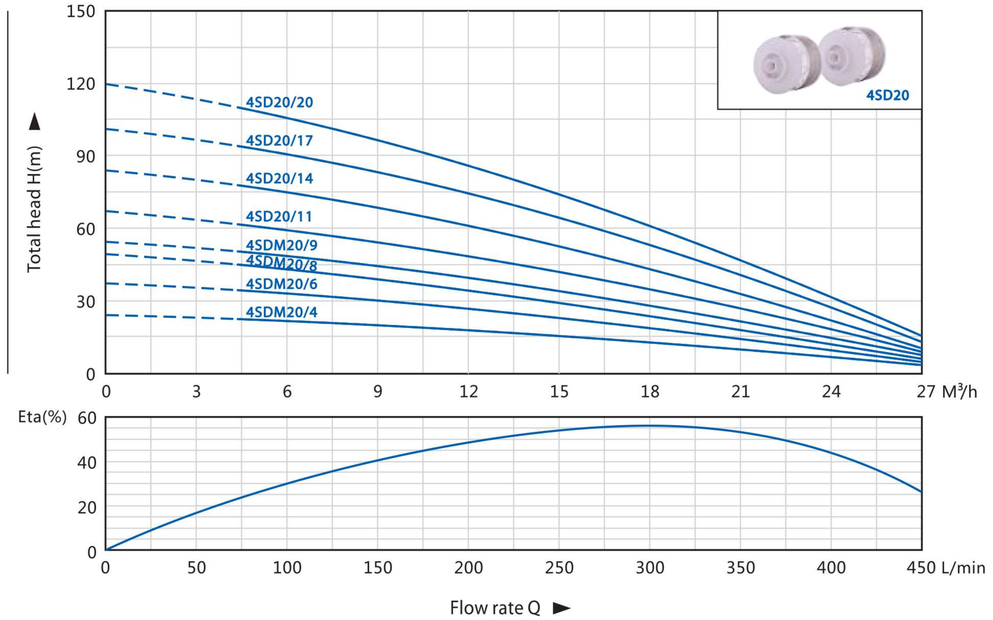

PERFORMANCE DATA 50Hz

Model		Power		Capacity & Head n=2850 r.p.m										
1~ 220V-240V	3~ 380V-415V	kW	HP	Q(M³/h)	0	3	6	9	12	15	18	21	24	27
				Q(L/min)	0	50	100	150	200	250	300	350	400	450
4SDM20/4	4SD20/4	1.1	1.5	H(m)	24	23	22	20	18	15	13	11	7	3
4SDM20/6	4SD20/6	1.5	2		36	35	33	29	25	22	19	16	11	4
4SDM20/8	4SD20/8	2.2	2.5		48	47	44	39	33	30	26	21	15	5
4SDM20/9	4SD20/9	2.6	3.5		54	53	50	44	38	34	29	24	18	6
	4SD20/11	3.0	4		66	64	60	53	46	41	35	29	21	7
	4SD20/14	4.0	5.5		84	82	78	68	59	53	46	38	28	9
	4SD20/17	5.5	7.5		102	100	94	83	72	64	56	46	33	12
	4SD20/20	7.5	10		120	117	110	97	84	75	65	54	39	15

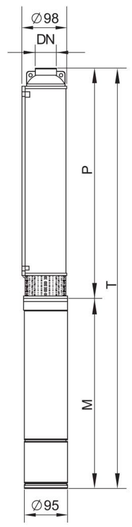

DIMENSIONS & WEIGHTS

Model		DN	DIMESION (mm)			WEIGHT (kg)		
1~ 220V-240V	3~ 380V-415V		P	M	T	P	M	T
4SDM20/4	4SD20/4	2"/2½"	520	438	908	4.2	10.8	15
4SDM20/6	4SD20/6	2"/2½"	665	515	1130	5.4	13.8	19.2
4SDM20/8	4SD20/8	2"/2½"	810	590	1350	6.6	17.4	24
4SDM20/9	4SD20/9	2"/2½"	882	625	1457	7.3	20.3	27.6
	4SD20/11	2"/2½"	1059	605	1614	8.3	19.3	27.6
	4SD20/14	2"/2½"	1276	723	1949	9.9	21.9	31.8
	4SD20/17	2"/2½"	1494	813	2257	12.5	25.6	38.1
	4SD20/20	2"/2½"	1710	903	2563	14.3	28.3	42.6

3SP

Application

For pumping clean water with sand content less than 150g/m³
For well pumping, river pumping, farm irrigation, water supply, mining, drainage in breeding industry.

Operating conditions

Water temperature up to **35℃**
Ambient temperature permissible up to **40℃**
3SPM Minimum internal diameter of well: **3"**(75mm)
Maximum sand content: **0.25%**
Maximum immersion depth: **80m**

Motor

Rewindable motor
Insulation **Class B**
Protection **Ip68**
NEMA dimension standards

Options on request

Special mechanical seal
Single phase motor with built-in capacitor
Single phase motor with control box
The length of cable: 2m
Outlet dimension : 1¼"

3 SP M 2 / 8

- 8 — Impeller's number
- 2 — Capacity (m³/h)
- M — Single phase motor (three phase with no M marked)
- SP — Pump name
- 3 — Well diameter: Φ 3"

Components	Material
Pump body	**AISI304 SS**
Motor bracket	Stainless steel
Motor shaft	**AISI304 SS**
Pump shaft	**AISI304 SS**
Impeller	**AISI304 SS**
Diffuser	**AISI304 SS**
Bearing	C&U, NSK if request
Mechanical seal	Ceramic /Graphite, SIC/Graphite or Alloy Graphite if request
Coupling and outlet	Brass, Stainless steel or Cast iron if request
Shaft coupling	**AISI304 SS**
Bearing bush	**AISI304 SS**
Oil chamber	Cast iron, Cast-Cu if request

3SPM2 3SPM2

PERFORMANCE CHART AT N=2850RPM

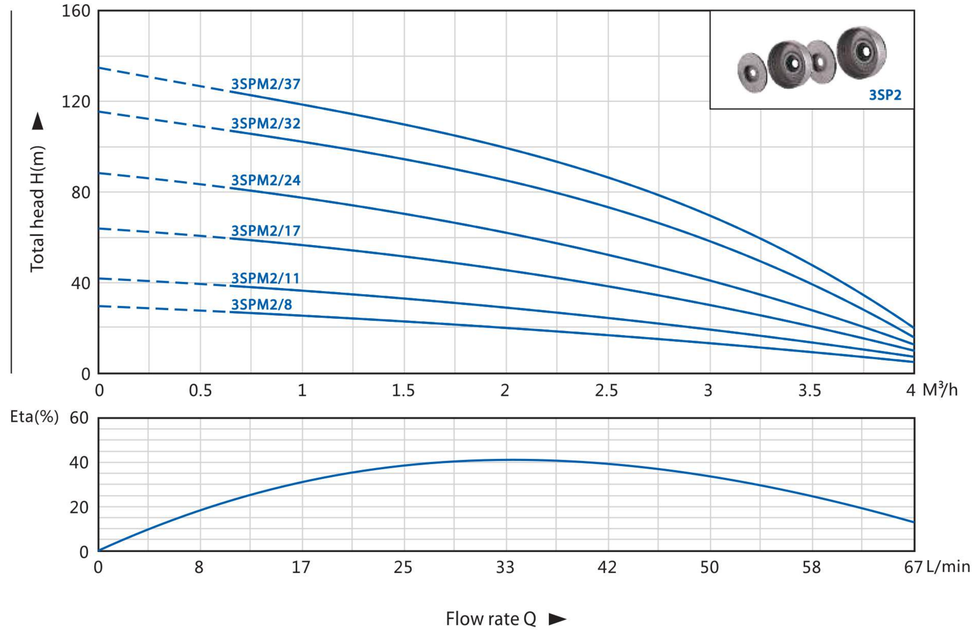

PERFORMANCE DATA 50Hz

Model	Power		Capacity & Head n=2850 r.p.m									
1~ 220V-240V	kW	HP	Q(M³/h)	0	0.5	1	1.5	2	2.5	3	3.5	4
			Q(L/min)	0	8	17	25	33	42	50	58	67
3SPM2/8	0.25	0.33	H(m)	30	26	24	22	21	19	16	10	6
3SPM2/11	0.37	0.5		41	35	33	31	29	26	22	16	8
3SPM2/17	0.55	0.75		63	56	51	48	44	41	34	21	10
3SPM2/24	0.75	1		89	79	72	67	62	58	48	32	12
3SPM2/32	1.1	1.5		118	105	96	90	83	77	64	48	14
3SPM2/37	1.5	2		137	118	111	103	96	89	74	56	16

DIMENSIONS & WEIGHTS

Model	DN	DIMESION (mm)			WEIGHT (kg)		
1~ 220V-240V		P	M	T	P	M	T
3SPM2/8	1¼"	290	390	632	1.6	4.9	6.5
3SPM2/11	1¼"	350	430	732	2	5.5	7.5
3SPM2/17	1¼"	470	430	852	2.8	6.5	9.3
3SPM2/24	1¼"	610	470	1032	3.8	7.5	11.3
3SPM2/32	1¼"	770	555	1277	4.9	9.5	14.4
3SPM2/37	1¼"	870	605	1427	5.8	10.8	16.6

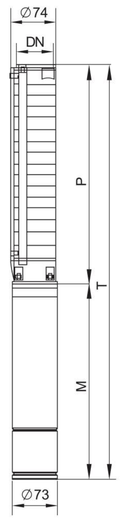

4SP

Application

For pumping clean water with sand content less than 150g/m³
For well pumping, river pumping, farm irrigation, water supply, mining, drainage in breeding industry.

Operating conditions

Water temperature up to **35℃**
Ambient temperature permissible up to **40℃**
4SPM Minimum internal diameter of well: **4"**(100mm)
Maximum sand content: **0.25%**
Maximum immersion depth: **80m**

Motor

Rewindable motor
Insulation **Class B**
Protection **Ip68**
NEMA dimension standards

Options on request

Special mechanical seal
Single phase motor with built-in capacitor
Single phase motor with control box
The length of cable: 2m
Outlet dimension : 1¼" , 1½" , 2"

4 SP M 2 / 6

- 6 — Impeller's number
- 2 — Capacity (m³/h)
- M — Single phase motor (three phase with no M marked)
- SP — Pump name
- 4 — Well diameter: Φ 4"

Components	Material
Pump body	**AISI304 SS**
Motor bracket	Stainless steel
Motor shaft	**AISI304 SS**
Pump shaft	**AISI304 SS**
Impeller	**AISI304 SS**
Diffuser	**AISI304 SS**
Bearing	C&U, NSK if request
Mechanical seal	Ceramic /Graphite, SIC/Graphite or Alloy Graphite if request
Coupling and outlet	Brass, Stainless steel or Cast iron if request
Shaft coupling	**AISI304 SS**
Bearing bush	**AISI304 SS**
Oil chamber	Cast iron, Cast-Cu if request

4SP 4SP

PERFORMANCE CHART AT N=2850RPM

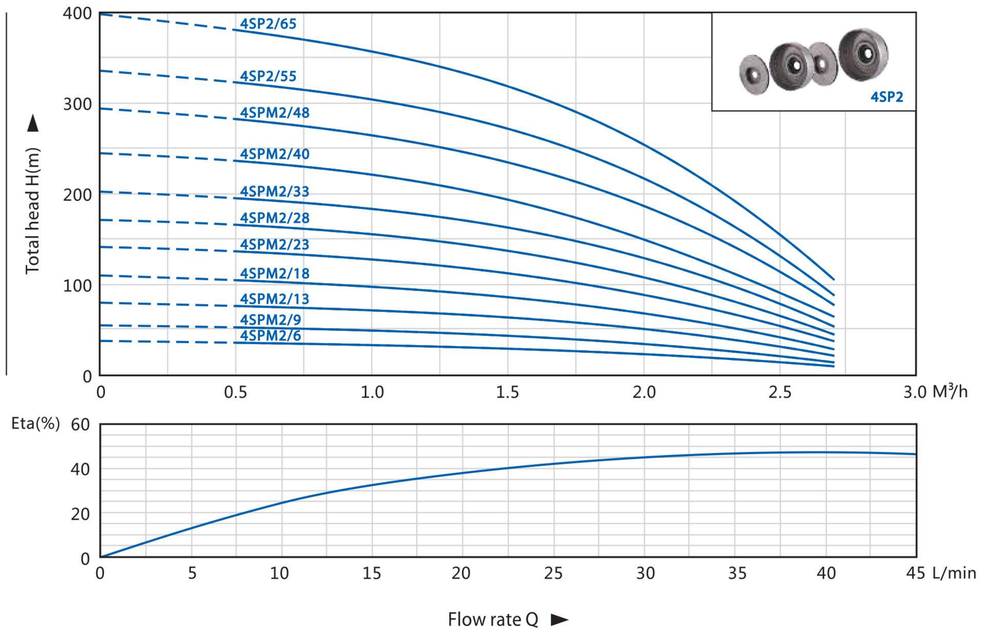

PERFORMANCE DATA 50Hz

Model		Power		Capacity & Head n=2850 r.p.m						
1~ 220V-240V	3~ 380V-415V	kW	HP	Q(M³/h)	0	0.9	1.5	2	2.4	2.7
				Q(L/min)	0	15	25	33	40	45
4SPM2/6		0.37	0.5	H(m)	37	34	30	23	17	10
4SPM2/9		0.37	0.5		55	51	45	35	25	14
4SPM2/13		0.55	0.75		80	73	64	51	36	21
4SPM2/18		0.75	1		110	101	89	72	50	29
4SPM2/23	4SP2/23	1.1	1.5		141	129	114	91	64	37
4SPM2/28	4SP2/28	1.5	2		171	157	139	110	78	45
4SPM2/33	4SP2/33	1.5	2		202	186	163	131	92	53
4SPM2/40	4SP2/40	2.2	3		245	225	198	150	112	65
4SPM2/48	4SP2/48	2.2	3		294	270	237	185	134	78
	4SP2/55	3	4		336	309	272	218	154	89
	4SP2/65	4	5.5		398	365	321	255	182	105

DIMENSIONS & WEIGHTS

Model		DN	DIMESION (mm)			WEIGHT (kg)		
1~ 220V-240V	3~ 380V-415V		P	M	T	P	M	T
4SPM2/6		1¼"/1½"	281	348	579	2.6	6.7	9.3
4SPM2/9		1¼"/1½"	344	363	657	3.2	7.2	10.4
4SPM2/13		1¼"/1½"	428	378	756	4.1	8	12.1
4SPM2/18		1¼"/1½"	533	398	881	5.2	8.7	13.9
4SPM2/23	4SP2/23	1¼"/1½"	628	438	1016	6.1	10.8	16.9
4SPM2/28	4SP2/28	1¼"/1½"	743	505	1198	7.2	13.4	20.6
4SPM2/33	4SP2/33	1¼"/1½"	848	515	1313	8.2	13.8	22
4SPM2/40	4SP2/40	1¼"/1½"	995	565	1510	9.8	16.5	26.3
4SPM2/48	4SP2/48	1¼"/1½"	1163	590	1703	11.6	17.4	29
	4SP2/55	1¼"/1½"	1310	605	1865	13.1	19.3	32.4
	4SP2/65	1¼"/1½"	1520	723	2193	15.3	21.9	37.2

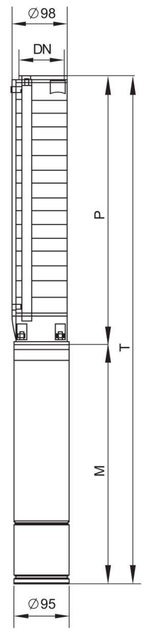

PERFORMANCE CHART AT N=2850RPM

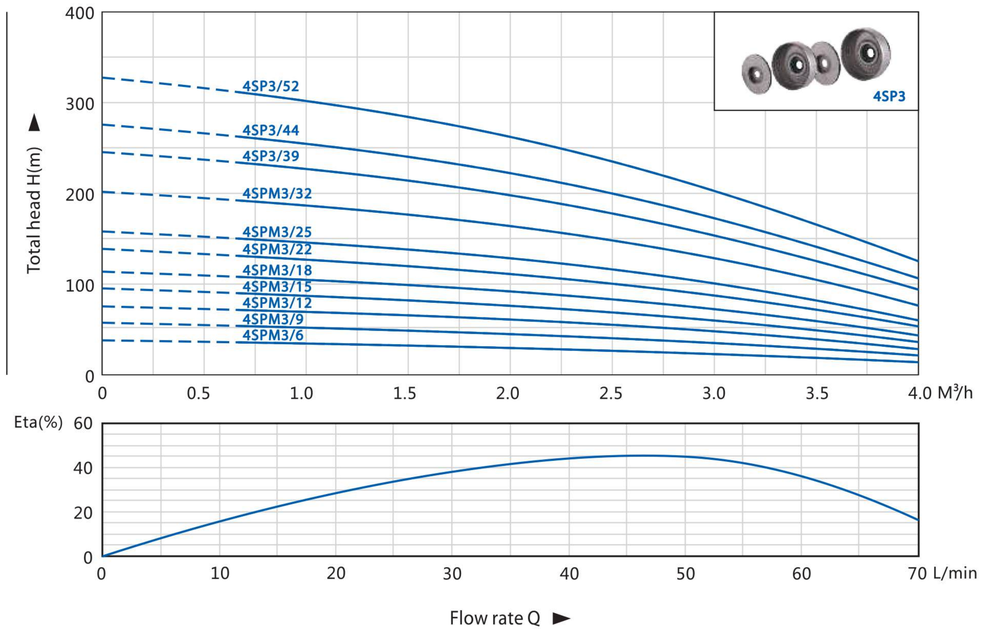

PERFORMANCE DATA 50Hz

Model		Power		Capacity & Head n=2850 r.p.m						
1~ 220V-240V	3~ 380V-415V	kW	HP	Q(M³/h)	0	1.2	2	3	3.5	4
				Q(L/min)	0	20	33	50	60	67
4SPM3/6		0.37	0.5	H(m)	38	34	31	25	19	14
4SPM3/9		0.55	0.75		57	51	46	37	29	22
4SPM3/12		0.75	1		76	69	61	49	38	29
4SPM3/15	4SP3/15	1.1	1.5		95	86	77	62	48	36
4SPM3/18	4SP3/18	1.1	1.5		113	103	92	74	57	43
4SPM3/22	4SP3/22	1.5	2		139	126	112	90	70	53
4SPM3/25	4SP3/25	1.5	2		158	143	128	103	80	60
4SPM3/32	4SP3/32	2.2	3		202	183	163	132	102	77
	4SP3/39	3	4		246	223	199	160	124	94
	4SP3/44	3	4		277	251	224	181	140	106
	4SP3/52	4	5.5		328	297	265	214	165	125

DIMENSIONS & WEIGHTS

Model		DN	DIMESION (mm)			WEIGHT (kg)		
1~ 220V-240V	3~ 380V-415V		P	M	T	P	M	T
4SPM3/6		1¼"/1½"	281	363	594	2.6	7.2	9.8
4SPM3/9		1¼"/1½"	344	378	672	3.2	8	11.2
4SPM3/12		1¼"/1½"	407	398	755	3.9	8.7	12.6
4SPM3/15	4SP3/15	1¼"/1½"	470	428	848	4.6	10.3	14.9
4SPM3/18	4SP3/18	1¼"/1½"	533	438	921	5.2	10.8	16
4SPM3/22	4SP3/22	1¼"/1½"	617	505	1072	6.1	13.4	19.5
4SPM3/25	4SP3/25	1¼"/1½"	680	515	1145	6.7	13.8	20.5
4SPM3/32	4SP3/32	1¼"/1½"	827	590	1367	8.1	17.4	25.5
	4SP3/39	1¼"/1½"	974	605	1529	9.8	19.3	29.1
	4SP3/44	1¼"/1½"	1079	605	1634	10.8	19.3	30.1
	4SP3/52	1¼"/1½"	1247	723	1920	12.5	21.9	34.4

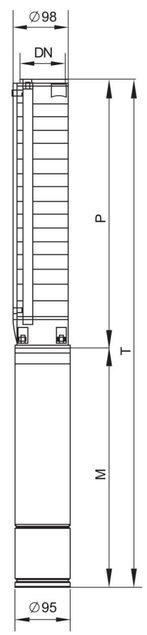

PERFORMANCE CHART AT N=2850RPM

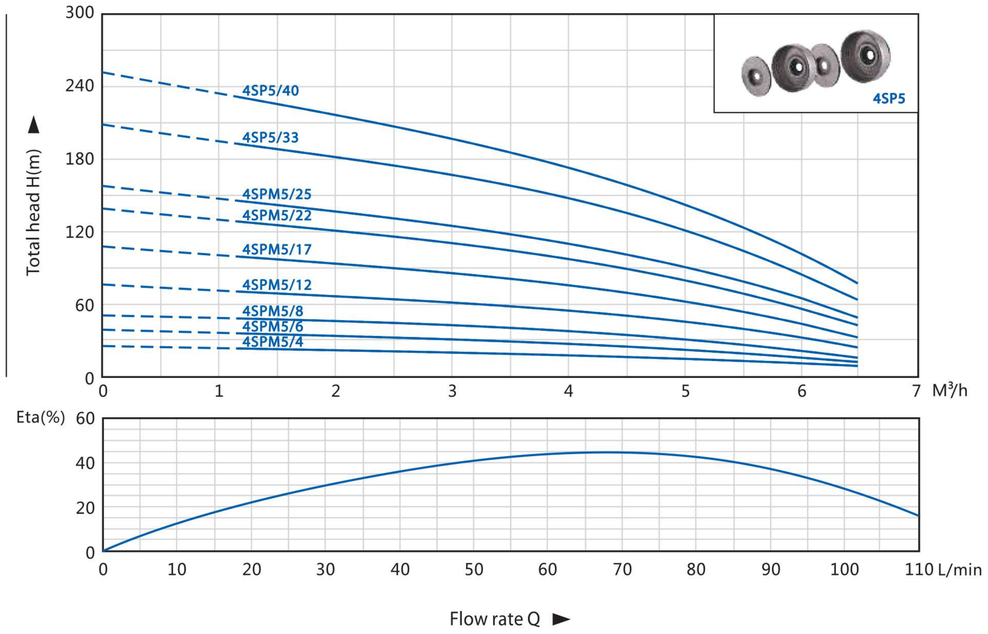

PERFORMANCE DATA 50Hz

Model		Power		Capacity & Head n=2850 r.p.m						
1~ 220V-240V	3~ 380V-415V	kW	HP	Q(M³/h)	0	3	4	5	6	6.5
				Q(L/min)	0	50	67	83	100	108
4SPM5/4		0.37	0.5	H(m)	25	20	18	15	10	8
4SPM5/6		0.55	0.75		38	30	27	22	15	11
4SPM5/8		0.75	1		50	40	36	30	20	15
4SPM5/12	4SP5/12	1.1	1.5		76	59	54	45	30	23
4SPM5/17	4SP5/17	1.5	2		107	84	76	64	43	32
4SPM5/22	4SP5/22	2.2	3		139	109	99	82	56	41
4SPM5/25	4SP5/25	2.2	3		158	124	112	94	64	47
	4SP5/33	3	4		208	163	148	123	84	62
	4SP5/40	4	5.5		252	198	179	150	102	75

DIMENSIONS & WEIGHTS

Model		DN	DIMESION (mm)			WEIGHT (kg)		
1~ 220V-240V	3~ 380V-415V		P	M	T	P	M	T
4SPM5/4		1¼"/1½"	252	363	565	2.3	7.2	9.5
4SPM5/6		1¼"/1½"	300	378	628	2.7	8	10.7
4SPM5/8		1¼"/1½"	348	398	696	3.2	8.7	11.9
4SPM5/12	4SP5/12	1¼"/1½"	444	438	832	4.2	10.8	15
4SPM5/17	4SP5/17	1¼"/1½"	563	515	1028	5.3	13.8	19.1
4SPM5/22	4SP5/22	1¼"/1½"	683	565	1198	6.5	16.5	23
4SPM5/25	4SP5/25	1¼"/1½"	755	590	1295	7.1	17.4	24.5
	4SP5/33	1¼"/1½"	947	605	1502	8.9	19.3	28.2
	4SP5/40	1¼"/1½"	1115	723	1788	10.6	21.9	32.5

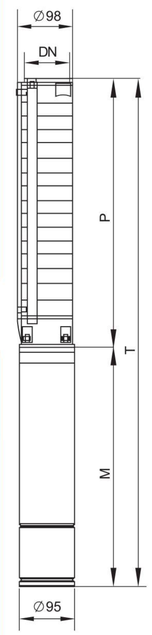

PERFORMANCE CHART AT N=2850RPM

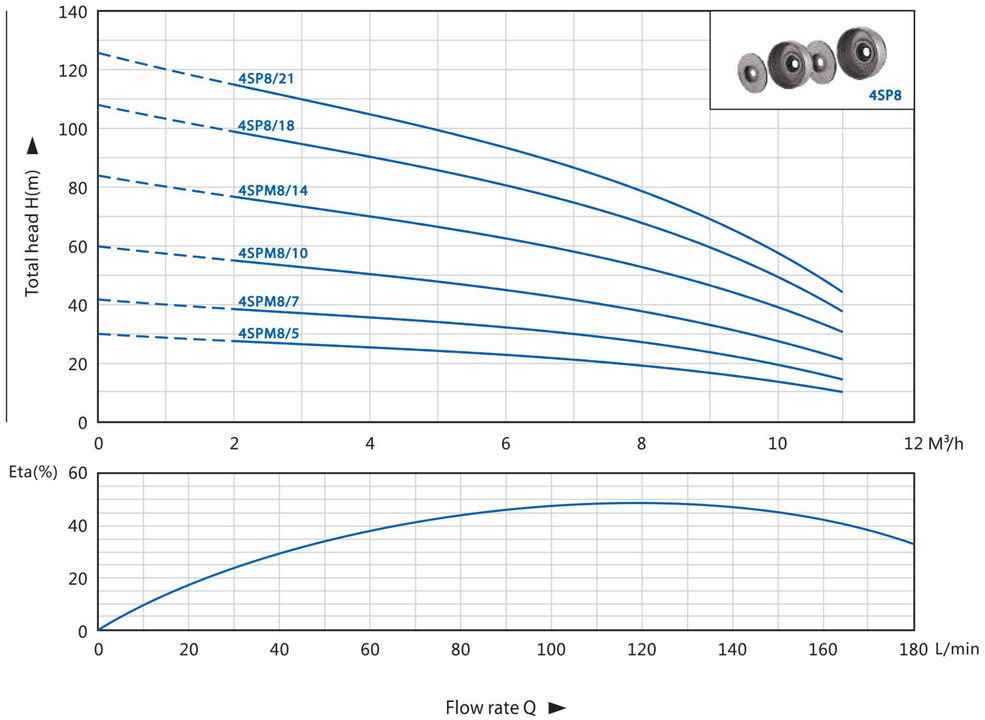

PERFORMANCE DATA 50Hz

Model		Power		Capacity & Head n=2850 r.p.m						
1~ 220V-240V	3~ 380V-415V	kW	HP	Q(M³/h)	0	3	5	8	10	11
				Q(L/min)	0	50	83	133	167	183
4SPM8/5		0.75	1	H(m)	30	26	24	19	14	10
4SPM8/7	4SP8/7	1.1	1.5		42	36	33	27	20	14
4SPM8/10	4SP8/10	1.5	2		60	52	47	38	28	21
4SPM8/14	4SP8/14	2.2	3		84	72	66	54	40	29
	4SP8/18	3	4		108	93	85	69	51	37
	4SP8/21	4	5.5		126	108	100	80	59	43

DIMENSIONS & WEIGHTS

Model		DN	DIMESION (mm)			WEIGHT (kg)		
1~ 220V-240V	3~ 380V-415V		P	M	T	P	M	T
4SPM8/5		1½"/2"	415	398	763	4.5	8.7	13.2
4SPM8/7	4SP8/7	1½"/2"	499	438	887	5.1	10.8	15.9
4SPM8/10	4SP8/10	1½"/2"	625	515	1090	6.1	13.8	19.9
4SPM8/14	4SP8/14	1½"/2"	793	590	1333	7.5	17.4	24.9
	4SP8/18	1½"/2"	961	605	1516	8.8	19.3	28.1
	4SP8/21	1½"/2"	1087	723	1760	9.8	21.9	31.7

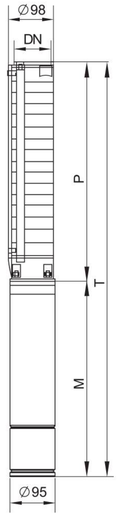

PERFORMANCE CHART AT N=2850RPM

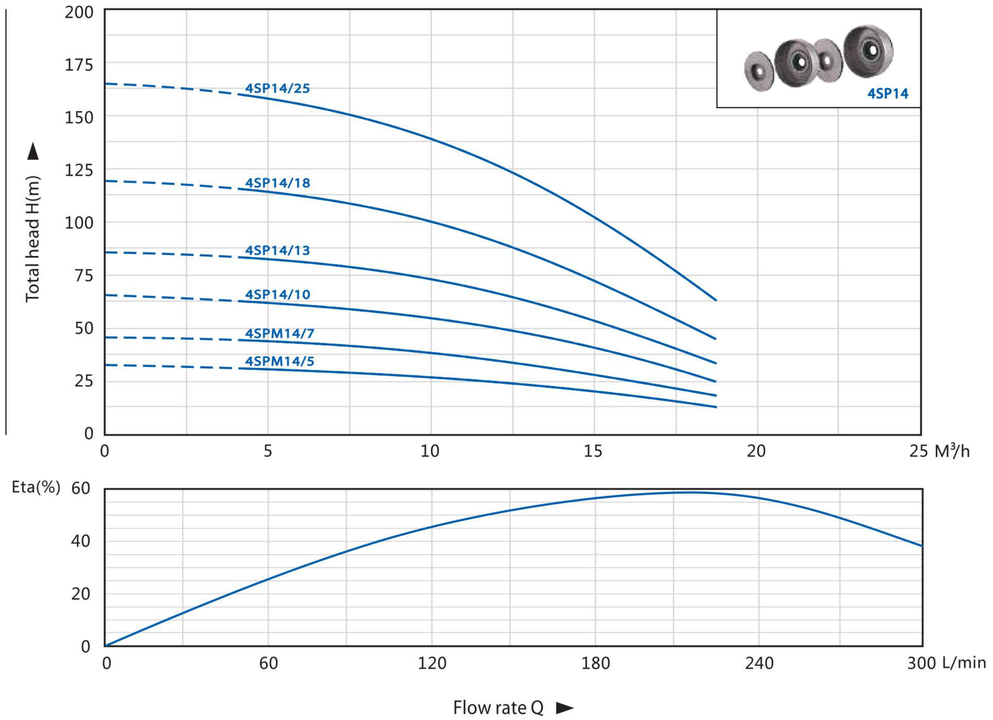

PERFORMANCE DATA 50Hz

Model		Power		Capacity & Head n=2850 r.p.m						
1~ 220V-240V	3~ 380V~50Hz	kW	HP	Q(M³/h)	0	5	10	14	16	18.8
				Q(L/min)	0	83	168	233	267	313
4SPM14/5	4SP14/5	1.5	2	H(m)	33	32	28	23	19	13
4SPM14/7	4SP14/7	2.2	3		46	45	39	32	26	18
	4SP14/10	3	4		66	62	56	46	38	25
	4SP14/13	4	5.5		86	83	73	60	49	33
	4SP14/18	5.5	7.5		119	115	101	83	66	45
	4SP14/25	7.5	10		165	160	140	115	94	63

DIMENSIONS & WEIGHTS

Model		DN	DIMESION (mm)			WEIGHT (kg)		
1~ 220V-240V	3~ 380V-415V		P	M	T	P	M	T
4SPM14/5	4SP14/5	2"	628	515	1093	4.5	13.8	18.3
4SPM14/7	4SP14/7	2"	838	590	1378	5.1	17.4	22.5
	4SP14/10	2"	1006	605	1561	6.1	19.3	25.4
	4SP14/13	2"	1258	723	1931	7.1	21.9	29
	4SP14/18	2"	1678	813	2441	8.6	25.6	34.2
	4SP14/25	2"	2266	903	3119	10.8	28.3	39.1

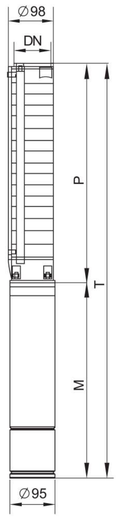

3SK & 4SK

Application

For pumping clean water with sand content less than 150g/m³
For well pumping, river pumping, farm irrigation, water supply, mining, drainage in breeding industry.

Operating conditions

Water temperature up to **35℃**
Ambient temperature permissible up to **40℃**
3SK Minimum internal diameter of well: **3"**(75mm)
4SK Minimum internal diameter of well: **4"**(100mm)
Maximum immersion depth: **80m**

Motor

Rewindable motor
Insulation **Class B**
Protection **Ip68**
NEMA dimension standards

Options on request

Special mechanical seal
Single phase motor with built-in capacitor
Single phase motor with control box
The length of cable: 2m
Outlet dimension : 1"

3SKM 4SKM



Components	Material
Pump body	Stainless steel
Motor shaft	**AISI304 SS**
Impeller	Brass
Bearing	C&U, NSK if request
Mechanical seal	Ceramic /Graphite, SIC/Graphite or Alloy Graphite if request
Outlet	Brass
Oil chamber	Cast iron, Cast-Cu if request

HAPPY®
www.happypump.com

PERFORMANCE CHART AT N=2850RPM

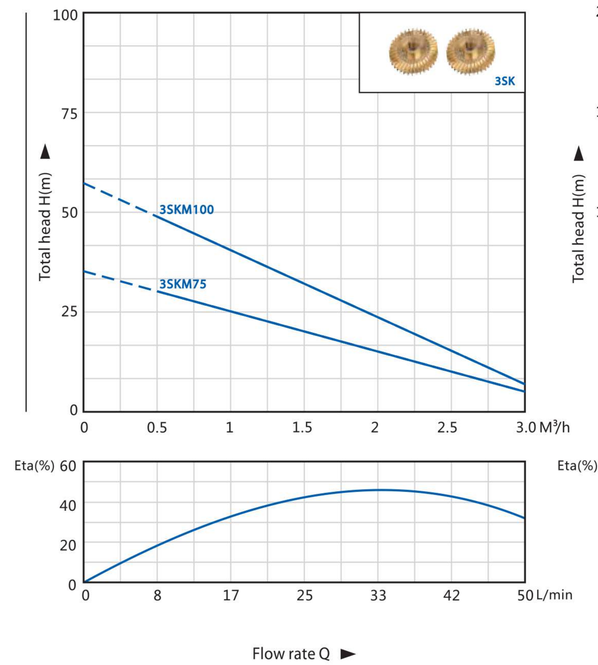

PERFORMANCE CHART AT N=2850RPM

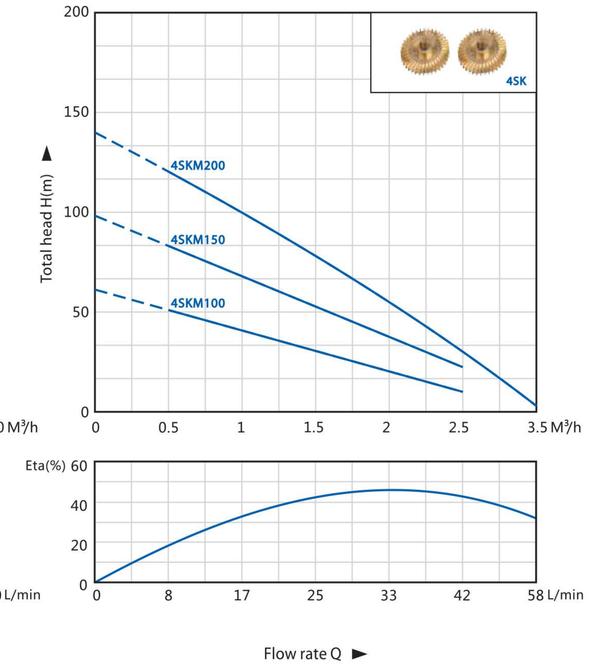

PERFORMANCE DATA 50Hz

Model		Power		Capacity & Head n=2850 r.p.m							
1~ 220V-240V	3~ 380V-415V	kW	HP	Q(M³/h)	0	0.5	1	1.5	2	2.5	3.0
				Q(L/min)	0	8	17	25	33	42	50
3SKM75	3SK75	0.55	0.75	H(m)	35	29	25	20	15	9.5	6
3SKM100	3SK100	0.75	1		57	48	40	32	25	17	7

Model		Power		Capacity & Head n=2850 r.p.m							
1~ 220V-240V	3~ 380V-415V	kW	HP	Q(M³/h)	0	0.5	1	1.5	2	2.5	3.5
				Q(L/min)	0	8	17	25	33	42	58
4SKM100	4SK100	0.75	1	H(m)	61	50	39	30	19	10	
4SKM150	4SK150	1.1	1.5		99	83	68	54	38	22	
4SKM200	4SK200	1.5	2		140	120	100	81	60	37	3

4SN2

Applications

For water supply from wells or reservoirs
For domestic use, for civil and industrial applications
For garden use and irrigation

Operating conditions

Maximum fluid temperature up to +35℃
Maximum sand content: 0.15%
Minimum well diameter: 4"

Motor and pump

Rewindable motor
Single-phase:220-240V/50Hz
Three-phase: 380 - 415V/50Hz
Equip with start control box or digital auto-control box
Pumps are designed by casing stressed
Curve tolerance according to ISO 9906

Options on request

Special mechanical seal
Other voltages or frequency 60Hz

Warranty: 2 years

(according to our general sales conditions)

Components	Material
Delivery casing	AISI 304 SS
Suction lantern	AISI 304 SS
Pump external casing	AISI 304 SS
Diffuser	Plastic.PC
Impeller	Plastic.POM
Motor external casing	AISI 304 SS
Top chock	Cast-iron ASTM NO.30
Bottom support	AISI 304 SS
Mechanical seal	Graphite-Ceramic
Shaft	AISI 304 SS-ASTM 5140
Seal lubricant oil	Oil for food machinery and pharmaceutic use

4 SN (M) 2 / 4 (N) (A)

- (A): With floating switch
- (N): Built-in capacitor (outboard capacitor with no N marked)
- 4: Impeller's number
- 2: Capacity (m³/h)
- (M): Single phase motor (three phase with no M marked)
- SN: Model
- 4: Well: Φ 4"

HAPPY®
www.happypump.com

PERFORMANCE CHART AT N=2850RPM

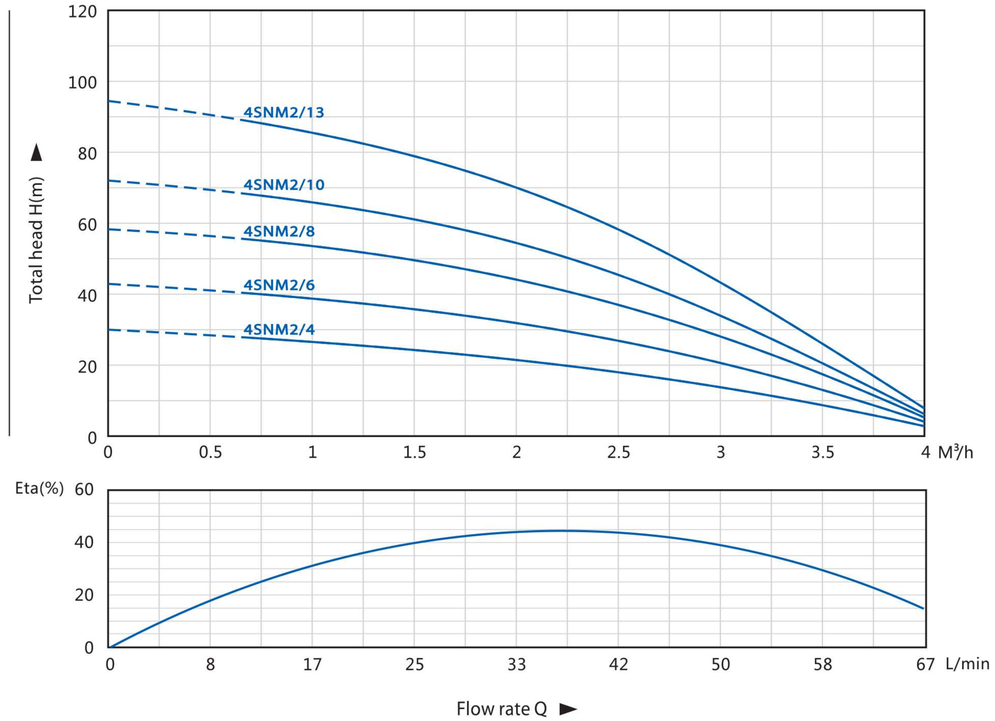

PERFORMANCE DATA 50Hz

Model	Power		Capacity & Head n=2850 r.p.m									
1~ 220V-240V	kW	HP	Q(M³/h)	0	0.5	1	1.5	2	2.5	3	3.5	4
			Q(L/min)	0	8	17	25	33	42	50	58	67
4SNM2/4	0.25	0.33	H(m)	29	27	26	24	22	18	13	7	2
4SNM2/6	0.37	0.5		43	41	39	37	33	28	20	10	3
4SNM2/8	0.55	0.75		58	55	53	49	44	37	27	13	4
4SNM2/10	0.75	1		72	69	66	62	55	46	34	16	6
4SNM2/13	1.1	1.5		94	94	86	80	72	60	44	21	8

4SN4

Applications

For water supply from wells or reservoirs
For domestic use, for civil and industrial applications
For garden use and irrigation

Operating conditions

Maximum fluid temperature up to +35℃
Maximum sand content: 0.15%
Minimum well diameter: 4"

Motor and pump

Rewindable motor
Single-phase:220-240V/50Hz
Three-phase: 380 - 415V/50Hz
Equip with start control box or digital auto-control box
Pumps are designed by casing stressed
Curve tolerance according to ISO 9906

Options on request

Special mechanical seal
Other voltages or frequency 60Hz

Warranty: 2 years

(according to our general sales conditions)

Components	Material
Delivery casing	AISI 304 SS
Suction lantern	AISI 304 SS
Pump external casing	AISI 304 SS
Diffuser	Plastic.PC
Impeller	Plastic.POM
Motor external casing	AISI 304 SS
Top chock	Cast-iron ASTM NO.30
Bottom support	AISI 304 SS
Mechanical seal	Graphite-Ceramic
Shaft	AISI 304 SS-ASTM 5140
Seal lubricant oil	Oil for food machinery and pharmaceutic use

4 SN (M) 4 / 3 (N) (A)

- (A) — With floating switch
- (N) — Built-in capacitor (outboard capacitor with no N marked)
- 3 — Impeller's number
- 4 — Capacity (m³/h)
- (M) — Single phase (three phase with no M marked)
- SN — Model
- 4 — Well: Φ 4"

HAPPY®
www.happypump.com

PERFORMANCE CHART AT N=2850RPM

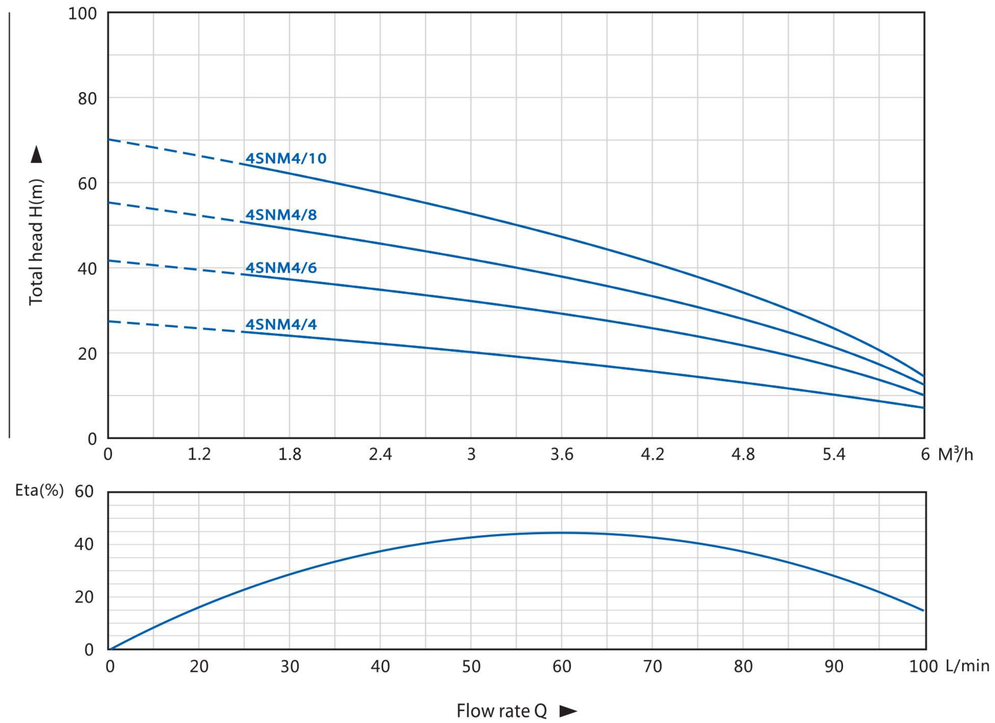

PERFORMANCE DATA 50Hz

Model	Power		Capacity & Head n=2850 r.p.m										
1~ 220V-240V	kW	HP	Q(M³/h)	0	1.2	1.8	2.4	3	3.6	4.2	4.8	5.4	6
			Q(L/min)	0	20	30	40	50	60	70	80	90	100
4SNM4/4	0.37	0.5	H(m)	28	25	23	22	21	19	16	14	12	7
4SNM4/6	0.55	0.75		42	37	35	34	32	29	24	21	18	10
4SNM4/8	0.75	1		56	50	48	45	43	39	32	28	24	12
4SNM4/10	1.1	1.5		70	62	59	57	54	48	40	35	30	15

SC

Applications

For water supply from wells or reservoirs
For domestic use, for civil and industrial applications
For garden use and irrigation

Operating conditions

Maximum fluid temperature up to +35℃
Maximum sand content:0.15%
Minimum well diameter: ⌀130mm

Motor and pump

Rewindable motor
Single-phase:220V/50Hz
Three-phase:380V/50Hz
Equip with start control box or digital auto-control box
It's available to equip with floating switch
Curve tolerance according to ISO 9906

Options on request

Special mechanical seal
Other voltages or frequency 50Hz

Warranty: 2 years

(according to our general sales conditions)

Components	Material
Pump external casing	AISI 304 SS
Delivery casing	AISI 304 SS
Suction lantern	AISI 304 SS
Diffuser	①Plastic. PPO ②AISI 304 SS
Impeller	①Plastic. PPO ②AISI 304 SS
Motor external casing	AISI 304 SS
Top chock	①Cast-iron ASTM NO. 30 ②AISI 420 SS
Bottom support	AISI 304 SS
Mechanical seal	Graphite-Ceramic
Shaft	AISI 304 SS-ASTM 5140
Seal lubricant oil	Oil for food machinery and pharmaceutic use

SC (M) 3 (N) (A)

- (A) — with floating switch
- (N) — built-in capacitor (outboard capacitor with no N marked)
- 3 — impeller's number
- (M) — single phase (three phase with no M marked)
- SC — model

HAPPY®
www.happypump.com

PERFORMANCE CHART AT N=2850RPM

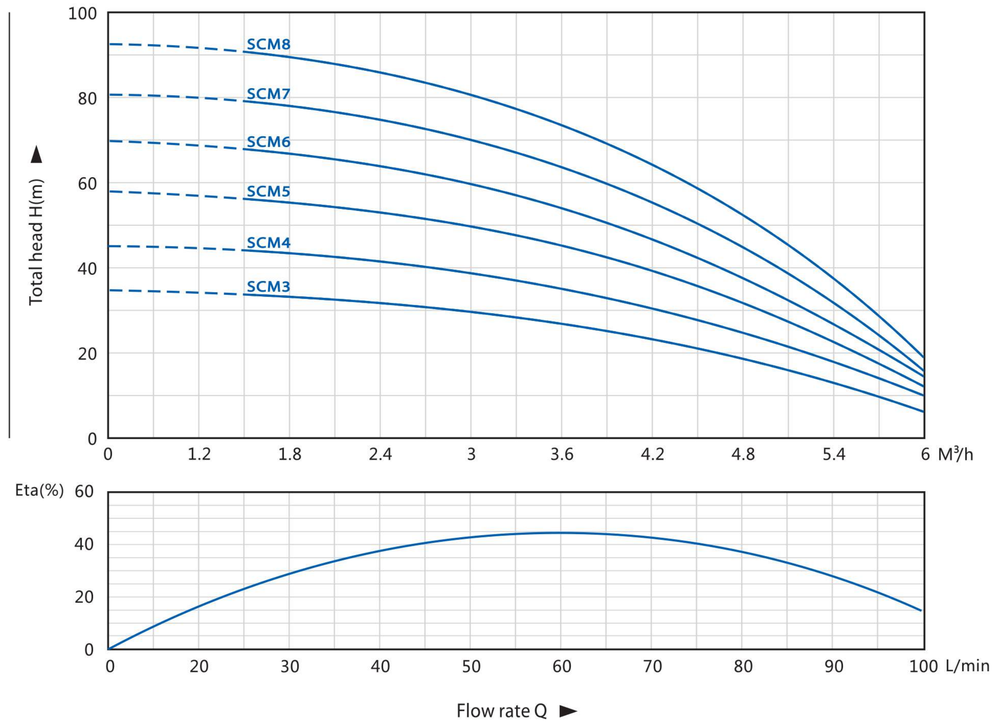

PERFORMANCE DATA 50Hz

Model		Power		DELIVERY											n=2850 1/min
220V/50HZ	380V/50HZ	kW	HP	Q(M³/h)	0	0.6	1.2	1.8	2.4	3.0	3.6	4.2	4.8	5.4	6.0
				Q(L/min)	0	10	20	30	40	50	60	70	80	90	100
SCM3	SC3	0.55	0.75	H(m)	35	34	33	32	31	28	25	22	18	14	7
SCM4	SC4	0.75	1		46	45	44	43	41	38	34	29	24	18	10
SCM5	SC5	0.92	1.25		58	57	56	55	52	48	43	37	30	23	12
SCM6	SC6	1.1	1.5		70	69	68	67	62	57	51	44	36	27	14
SCM7	SC7	1.3	1.75		81	80	79	77	73	67	60	52	42	32	16
SCM8	SC8	1.5	2		93	92	90	88	83	76	69	59	48	36	19

QG SOLAR PUMP

ENVIRONMENTAL PROTECTION AND ENERGY SAVING

DC Solar Pump Features

1. Permanent Magnet Brushless DC Synchronous Motor: Energy-saving design improves efficiency by 15-20%.
2. Brass or Stainless Steel Outlet and Coupling: Enhanced corrosion resistance.
3. Angular Contact Bearings: Withstands high axial loads.
4. Silicon Carbide (SIC) - Impregnated Graphite Mechanical Seal: Long service life and reliable operation.
5. High-Temperature Resistant Copper Wire (180°C): Insulation Class H.
6. Stator and Rotor Made of Cold-rolled 600 Silicon Steel Sheets: Optimized magnetic performance.
7. The magnet is made of 40SH NdFeB (neodymium iron boron) material: Capable of withstanding temperatures up to 150°C.
8. AISI304 pump shaft: Durable life.
9. Controller Features
   (1) Waterproof Rating: Ip65.
   (2) Wide Open-Circuit Voltage Range: Adapts to varying solar input.
   (3) Operating Temperature Range: -15°C to 60°C.
   (4) MPPT (Maximum Power Point Tracking) Functionality: Maximizes solar energy utilization.
   (5) LED Display: Shows real-time parameters (power, voltage, current, speed).
   (6) Auto/Manual Speed Adjustment: Automatically adjusts speed based on solar power input, or manually via user settings.
   (7) Automatic Start/Stop: No manual monitoring required.
   (8) Soft Start Technology: Eliminates inrush current to protect the pump motor.
   (9) Comprehensive Protection: Over-voltage, under-voltage, over-current, phase loss, short-circuit, water shortage, and high-temperature protection.

4QG

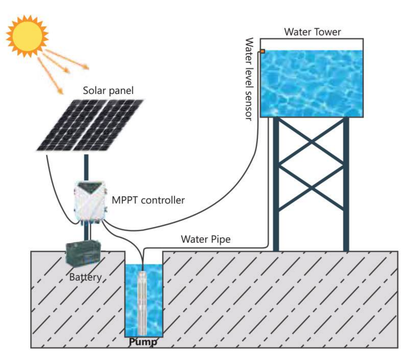

DC EXTERNAL CONTROLLER TYPE

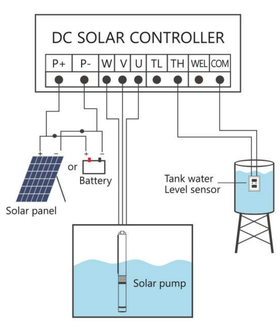

Solar panel

DC Motor controller

PERFORMANCE CHART AT N=4500RPM

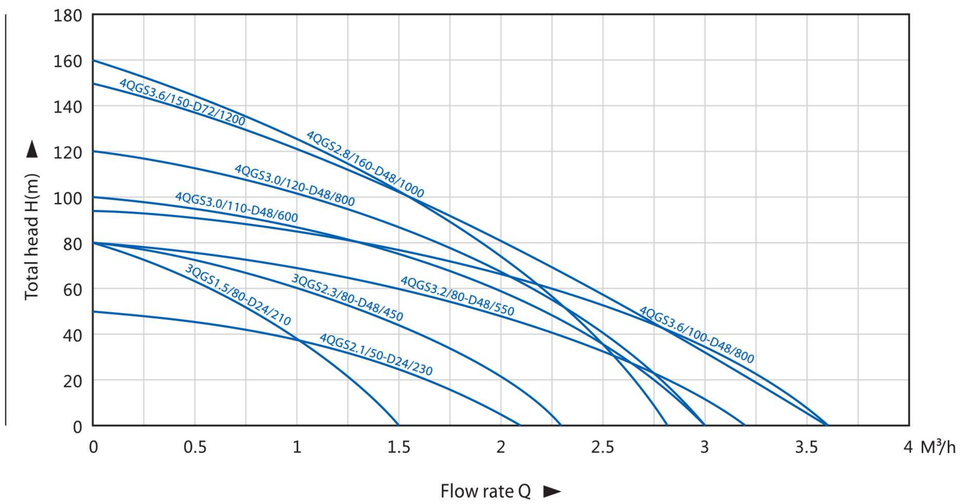

Model	Impeller	Solar array Voltage (v)	Solar array Power (w)	Max.flow (m³/h)	Max.head (m)	Outlet (inch)	GW (kg)	Dimension (mm)
3QGS1.5/80-D24/210	Screw	36	280	1.5	80	0.75"	7.5	76×460
3QGS2.3/80-D48/450		70	570	2.3	80	0.75"	9	76×460
4QGS2.1/50-D24/230		36	280	2.1	50	1"	9.5	100×480
4QGS3.2/80-D48/550		70	570	3.2	80	1"	10.5	100×480
4QGS3.6/100-D48/800		70	1140	3.6	95	1"	13.5	100×550
4QGS3.0/110-D48/600		70	820	3.0	100	1"	10.5	100×490
4QGS3.0/120-D48/800		70	1140	3.0	120	1"	10.8	100×510
4QGS2.8/160-D48/1000		70	1430	2.8	160	1"	13.5	100×540
4QGS3.6/150-D72/1200		110	1600	3.6	150	1"	14.2	100×550

3" SOLAR PUMP

ENVIRONMENTAL PROTECTION AND ENERGY SAVING

DC Solar Pump Features

1. Permanent Magnet Brushless DC Synchronous Motor: Energy-saving design improves efficiency by 15-20%.
2. Brass or Stainless Steel Outlet and Coupling: Enhanced corrosion resistance.
3. Angular Contact Bearings: Withstands high axial loads.
4. Silicon Carbide (SIC) - Impregnated Graphite Mechanical Seal: Long service life and reliable operation.
5. High-Temperature Resistant Copper Wire (180°C): Insulation Class H.
6. Stator and Rotor Made of Cold-rolled 600 Silicon Steel Sheets: Optimized magnetic performance.
7. The magnet is made of 40SH NdFeB (neodymium iron boron) material: Capable of withstanding temperatures up to 150°C.
8. AISI304 pump shaft: Durable life.
9. Controller Features
   (1) Waterproof Rating: Ip65.
   (2) Wide Open-Circuit Voltage Range: Adapts to varying solar input.
   (3) Operating Temperature Range: -15°C to 60°C.
   (4) MPPT (Maximum Power Point Tracking) Functionality: Maximizes solar energy utilization.
   (5) LED Display: Shows real-time parameters (power, voltage, current, speed).
   (6) Auto/Manual Speed Adjustment: Automatically adjusts speed based on solar power input, or manually via user settings.
   (7) Automatic Start/Stop: No manual monitoring required.
   (8) Soft Start Technology: Eliminates inrush current to protect the pump motor.
   (9) Comprehensive Protection: Over-voltage, under-voltage, over-current, phase loss, short-circuit, water shortage, and high-temperature protection.

3SPSC 3SDSC

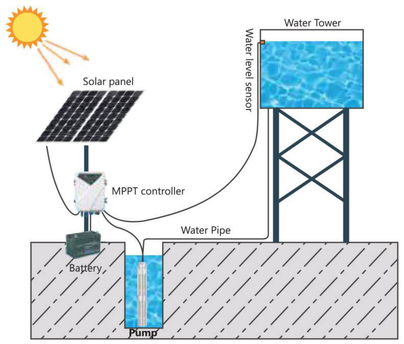

DC EXTERNAL CONTROLLER TYPE

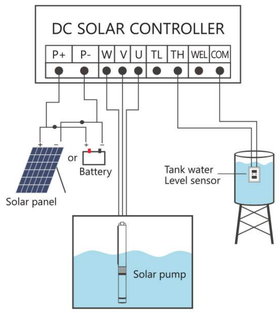



Solar panel

DC Motor controller

PERFORMANCE CHART AT N=4500RPM

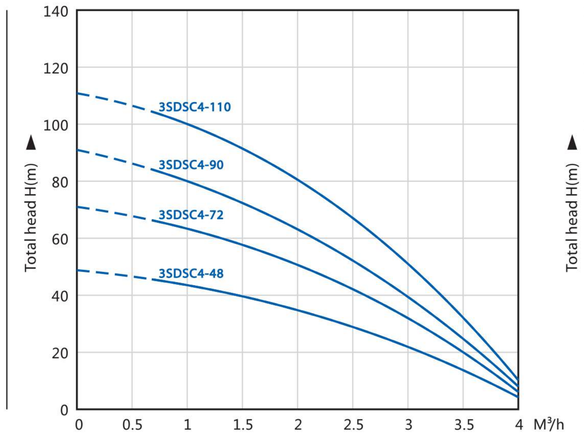

PERFORMANCE CHART AT N=4500RPM

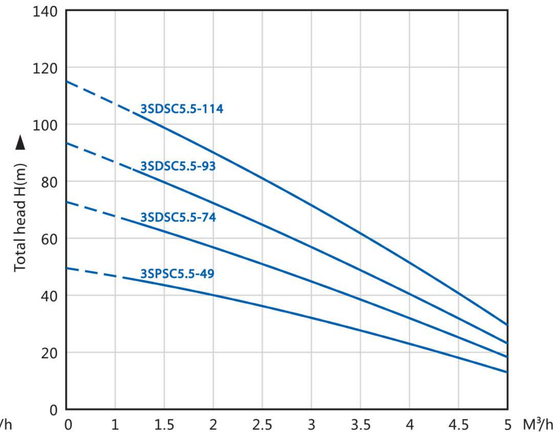

Flow rate Q ►

Model	Kw	Current	Solar array Voltage (v)	Q(M³/h)	0	0.5	1	1.5	2	2.5	3	3.5	4
				Q(L/min)	0	8	17	25	33	42	50	58	67
3SDSC4-48-D48/600	0.6	10.5A	48V-70V	H(m)	48	47	44	41	36	30	23	14	4
3SDSC4-72-D72/800	0.8	9.6A	72V-110V		72	70	66	62	54	45	35	21	6
3SDSC4-90-D72/1000	1000	11.8A	72V-110V		90	86	81	76	66	56	43	26	8
3SDSC4-110-D110/1300	1300	11.2A	110V-140V		112	108	103	96	84	71	54	33	10

Model	Kw	Current	Solar array Voltage (v)	Q(M³/h)	0	1	1.5	2	2.5	3	3.5	4	4.5	5
				Q(L/min)	0	17	25	33	42	50	58	67	75	83
3SPSC5.5-49-D48/600	0.6	10.5A	48V-70V	H(m)	49	40	38	36	34	31	28	25	19	13
3SDSC5.5-74-D72/800	0.8	9.6A	72V-110V		74	60	57	54	51	46	42	37	28	19
3SDSC5.5-93-D72/1000	1000	11.8A	72V-110V		93	73	69	66	62	56	51	45	34	23
3SDSC5.5-114-D110/1300	1300	11.2A	110V-140V		114	93	88	84	79	72	65	58	44	30

4" SOLAR PUMP

ENVIRONMENTAL PROTECTION AND ENERGY SAVING

DC Solar Pump Features

1. Permanent Magnet Brushless DC Synchronous Motor: Energy-saving design improves efficiency by 15-20%.
2. Brass or Stainless Steel Outlet and Coupling: Enhanced corrosion resistance.
3. Angular Contact Bearings: Withstands high axial loads.
4. Silicon Carbide (SIC) - Impregnated Graphite Mechanical Seal: Long service life and reliable operation.
5. High-Temperature Resistant Copper Wire (180°C): Insulation Class H.
6. Stator and Rotor Made of Cold-rolled 600 Silicon Steel Sheets: Optimized magnetic performance.
7. The magnet is made of 40SH NdFeB (neodymium iron boron) material: Capable of withstanding temperatures up to 150°C.
8. AISI304 pump shaft: Durable life.
9. Controller Features
   (1) Waterproof Rating: Ip65.
   (2) Wide Open-Circuit Voltage Range: Adapts to varying solar input.
   (3) Operating Temperature Range: -15°C to 60°C.
   (4) MPPT (Maximum Power Point Tracking) Functionality: Maximizes solar energy utilization.
   (5) LED Display: Shows real-time parameters (power, voltage, current, speed).
   (6) Auto/Manual Speed Adjustment: Automatically adjusts speed based on solar power input, or manually via user settings.
   (7) Automatic Start/Stop: No manual monitoring required.
   (8) Soft Start Technology: Eliminates inrush current to protect the pump motor.
   (9) Comprehensive Protection: Over-voltage, under-voltage, over-current, phase loss, short-circuit, water shortage, and high-temperature protection.

4SPSC 4SDSC

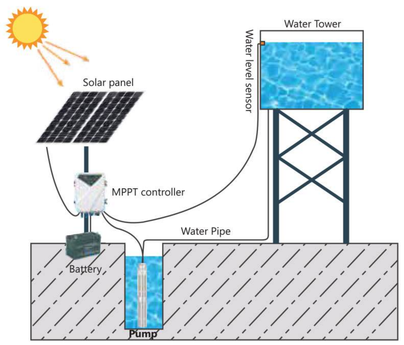

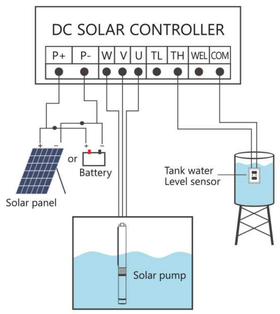

DC EXTERNAL CONTROLLER TYPE

HAPPY®
www.happypump.com

Solar panel

AC/DC Motor controller

PERFORMANCE CHART AT N=4500RPM

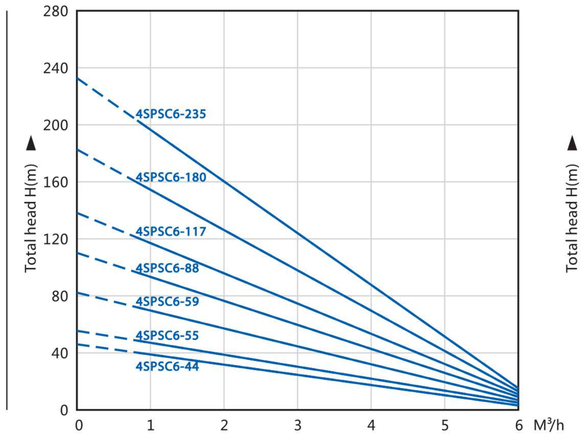

PERFORMANCE CHART AT N=4500RPM

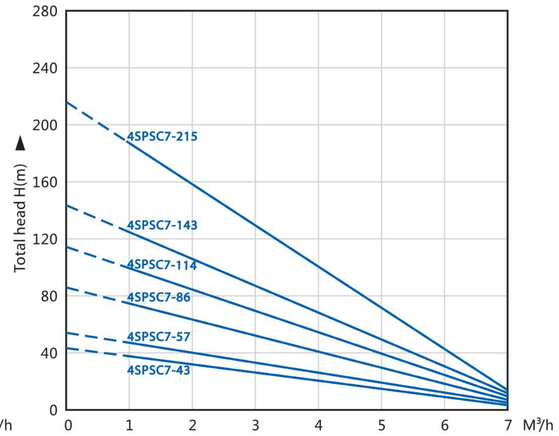

Flow rate Q ►

Model	Kw	Current	Solar array Voltage (v)	Q(M³/h)	0	1	2	3	4	5	6
				Q(L/min)	0	17	33	50	67	83	100
4SPSC6-44-D48/400	0.4	8.3A	48V-70V	H(m)	44	33	25	17	13	8	2
4SPSC6-55-D48/600	0.6	10.5A	48V-70V		55	44	33	23	17	10	3
4SPSC6-59-D72/800	0.8	9.6A	72V-110V		82	65	48	34	26	15	4
4SPSC6-88-D72/1000	1000	11.8A	72V-110V		110	87	64	46	34	20	5
4SPSC6-117-D110/1300	1300	11.2A	110V-140V		138	108	80	58	43	25	6
4SPSC6-180-200/1500/AD	1500	12.5A	200V-330V		180	141	104	75	56	33	7
4SPSC6-235-200/2200/AD	2200	14.6A	200V-330V		235	185	137	99	74	44	8

Model	Kw	Current	Solar array Voltage (v)	Q(M³/h)	0	1	2	3	4	5	6	7
				Q(L/min)	0	17	33	50	67	83	100	117
4SPSC7-43-D48/600	0.6	10.5A	48V-70V	H(m)	43	35	28	22	17	11	7	3
4SPSC7-57-D72/800	0.8	9.6A	72V-110V		57	46	37	30	22	15	9	4
4SPSC7-86-D72/1000	1000	11.8A	72V-110V		86	69	55	44	34	22	14	5
4SPSC7-114-D110/1300	1300	11.2A	110V-140V		114	92	74	59	45	30	18	6
4SPSC7-143-200/1500/AD	1500	12.5A	200V-330V		143	116	92	74	56	38	23	7
4SPSC7-215-200/2200/AD	2200	14.6A	200V-330V		215	174	139	111	85	57	35	8

4" SOLAR PUMP

ENVIRONMENTAL PROTECTION AND ENERGY SAVING

DC Solar Pump Features

1. Permanent Magnet Brushless DC Synchronous Motor: Energy-saving design improves efficiency by 15-20%.
2. Brass or Stainless Steel Outlet and Coupling: Enhanced corrosion resistance.
3. Angular Contact Bearings: Withstands high axial loads.
4. Silicon Carbide (SIC) - Impregnated Graphite Mechanical Seal: Long service life and reliable operation.
5. High-Temperature Resistant Copper Wire (180°C): Insulation Class H.
6. Stator and Rotor Made of Cold-rolled 600 Silicon Steel Sheets: Optimized magnetic performance.
7. The magnet is made of 40SH NdFeB (neodymium iron boron) material: Capable of withstanding temperatures up to 150°C.
8. AISI304 pump shaft: Durable life.
9. Controller Features
   (1) Waterproof Rating: Ip65.
   (2) Wide Open-Circuit Voltage Range: Adapts to varying solar input.
   (3) Operating Temperature Range: -15°C to 60°C.
   (4) MPPT (Maximum Power Point Tracking) Functionality: Maximizes solar energy utilization.
   (5) LED Display: Shows real-time parameters (power, voltage, current, speed).
   (6) Auto/Manual Speed Adjustment: Automatically adjusts speed based on solar power input, or manually via user settings.
   (7) Automatic Start/Stop: No manual monitoring required.
   (8) Soft Start Technology: Eliminates inrush current to protect the pump motor.
   (9) Comprehensive Protection: Over-voltage, under-voltage, over-current, phase loss, short-circuit, water shortage, and high-temperature protection.

4SPSC 4SDSC

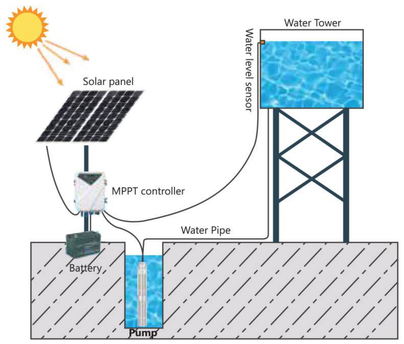

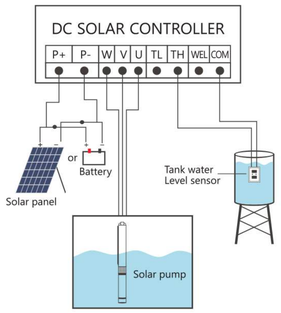

DC EXTERNAL CONTROLLER TYPE

HAPPY®
www.happypump.com

Solar panel

AC/DC Motor controller

PERFORMANCE CHART AT N=4500RPM

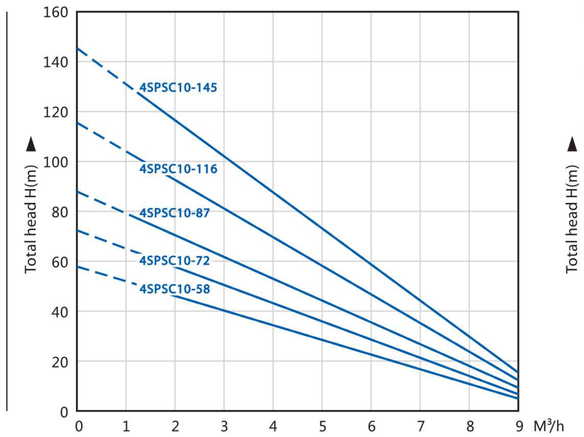

PERFORMANCE CHART AT N=4500RPM

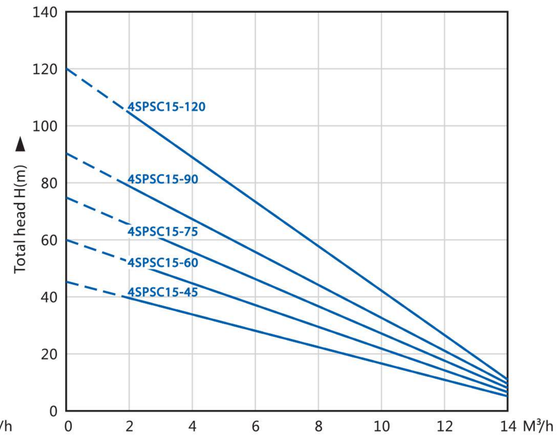

Flow rate Q ►

Model	Kw	Current	Solar array Voltage (v)	Q(M³/h)	0	1	2	3	4	5	6	7	8	9
				Q(L/min)	0	17	33	50	67	83	100	117	133	150
4SPSC10-58-D72/800	0.8	9.6A	72V-110V		58	54	48	42	36	31	26	20	14	6
4SPSC10-72-D72/1000	1000	11.8A	72V-110V		72	68	60	53	45	39	33	25	17	7
4SPSC10-87-D110/1300	1300	11.2A	110V-140V	H(m)	87	81	72	63	54	46	39	30	21	9
4SPSC10-116-200/1500/AD	1500	12.5A	200V-330V		116	108	96	84	72	62	52	40	28	12
4SPSC10-145-200/2200/AD	2200	14.6A	200V-330V		145	136	121	106	90	78	66	51	35	15

Model	Kw	Current	Solar array Voltage (v)	Q(M³/h)	0	2	4	6	8	10	12	14
				Q(L/min)	0	33	67	100	133	170	200	233
4SPSC15-45-D72/800	0.8	9.6A	72V-110V		45	37	30	22	18	15	9	4
4SPSC15-60-D72/1000	1000	11.8A	72V-110V		60	50	40	30	25	20	12	5
4SPSC15-75-D110/1300	1300	11.2A	110V-140V	H(m)	75	62	50	37	31	25	15	6
4SPSC15-90-200/1500/AD	1500	12.5A	200V-330V		90	75	60	45	37	30	18	7
4SPSC15-120-200/2200/AD	2200	14.6A	200V-330V		120	100	80	60	50	40	24	9

QGD

Application

QGD series of sandproof small size submersible screw pump is mainly consisted of submersible motor, single screw pump and seal, single phase or three phase asynchronous motor is dry type or oil-filling type construction. The motor is positioned under the pump and submerged in water, so the heat dissipation effect is very good. The single screw pump is consisted of a single helix resilience rubber stator and creates a continuously forming cavity as it rotates. This cavity which carrying pumped liquid from inlet progresses towards the discharge end. The motor adopts"O"sealing ring and double end face mechanical seal. Function of seal is reliable and long working life.

Pump

Capacity from 0.5 to 3.5(m³/h)
Total head from 30 to 150(m)

Motor

Power: 0.25 to 0.75kw
Insulation class: B
Protection grade: IP 68
Minimum well diameter: Φ94.5mm
Highest temperature of liquid: 40℃

QG D 2.5-50-0.55

- Motor power (KW)
- Head (m)
- Capacity(m³/h)
- Single phase motor (three phase with no M marked)
- Pump name

4QGD 2QGD

HAPPY®
www.happypump.com

PERFORMANCE CHART AT N=2850RPM

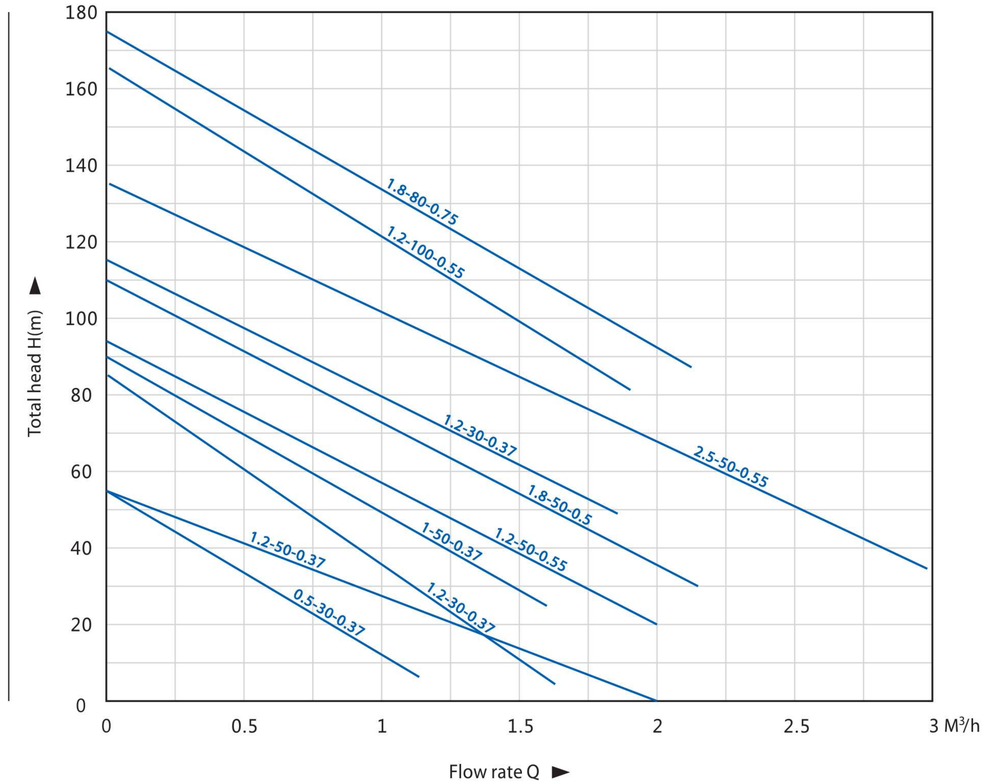

PERFORMANCE DATA 50Hz

TYPE	Model	POWER		CAPACITY		VOLTAGE	MAX.DIA	PIPE DIA	LENGTH
	1~ 220V-240V	kW	HP	M³/h	m	V	mm	Inch	mm
2QGD	0.5-30-0.37	0.37	0.5	0.5	30	220	90	1/2	550
3QGD	1.2-30-0.37	0.37	0.5	1.8	90			1	607
	1.2-50-0.55	0.55	0.75	1.9	110			1	647
3.5QGD	1-50-0.25	0.25	0.35	1	50			1	530
	1.2-50-0.37	0.37	0.5	1.2	50			1	543
	1.8-50-0.50	0.5	0.7	1.8	50			1	553
4QGD	1.2-50-0.37	0.37	0.5	1.2	50	220	102	1	543
	1.8-50-0.50	0.5	0.7	1.8	50			1	573
	2.5-50-0.55	0.55	0.75	2.5	50			1	585
	1.2-100-0.75	0.75	1	1.2	100			1	589
	1.8-80-0.75	0.75	1	1.8	80			1	605

5SR

Application

For pumping clean water with sand content less than 150g/m³
For well pumping, river pumping, farm irrigation, water supply, mining, drainage in breeding industry.

Operating conditions

Water temperature up to **35℃**
Ambient temperature permissible up to **40℃**
5SRM Minimum internal diameter of well: **5"**(130mm)
Maximum sand content: **0.25%**
Maximum immersion depth: **80m**

Motor

Rewindable motor
Insulation **Class B**
Protection **Ip68**
NEMA dimension standards

Options on request

Special mechanical seal
Single phase motor with built-in capacitor
Single phase motor with control box
The length of cable: 2m
Outlet dimension : 2", 2½"

5 SR M 10/ 6

- 6 — Impeller's number
- 10 — Capacity (m³/h)
- M — Single phase motor (three phase with no M marked)
- SR — Pump name
- 5 — Well diameter: Φ 5"

Components	Material
Pump body	Stainless steel
Motor bracket	Stainless steel
Motor shaft	**AISI304 SS**
Pump shaft	Stainless steel
Impeller	POM
Diffuser	Stainless steel+PC
Bearing	C&U, NSK if request
Mechanical seal	Ceramic /Graphite, SIC/Graphite or Alloy Graphite if request
Coupling and outlet	Cast iron, Stainless steel if request
Shaft coupling	**AISI304 SS**
Oil chamber	Cast iron, Stainless steel if request

5SRM 4-5SRM

PERFORMANCE CHART AT N=2850RPM

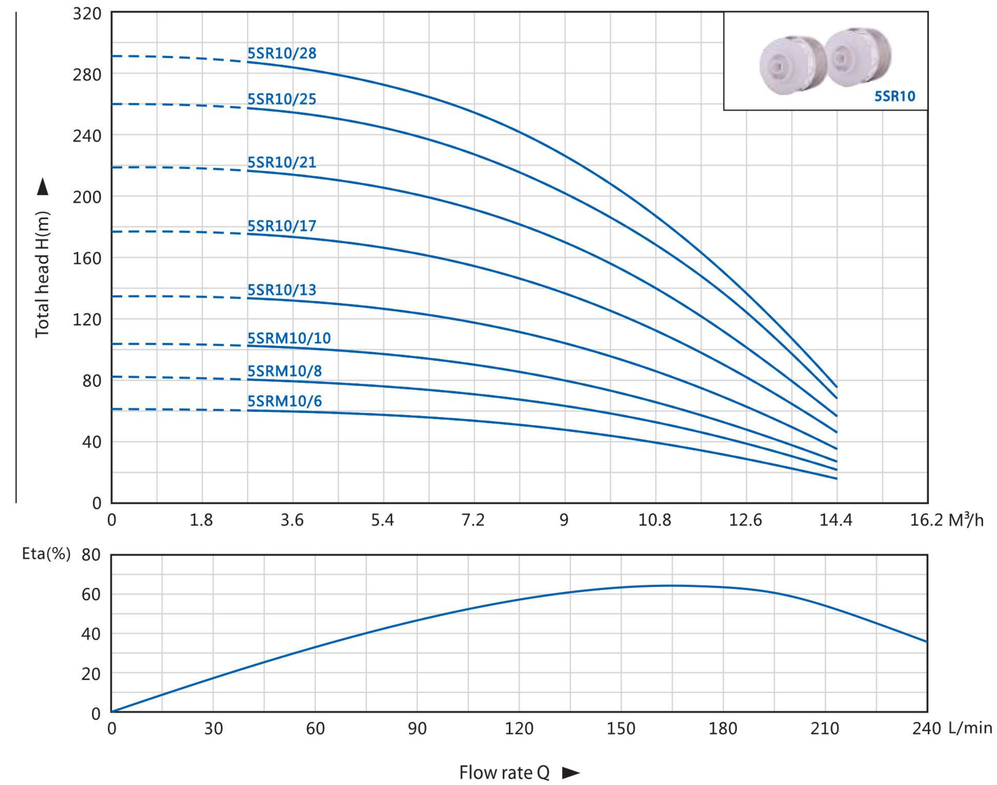

PERFORMANCE DATA 50Hz

Model		Power		Capacity & Head n=2850r.p.m									
1~ 220V-240V	3~ 380V-415V	kW	HP	Q(M³/h)	0	1.8	3.6	5.4	7.2	9	10.8	12.6	14.4
				Q(L/min)	0	30	60	90	120	150	180	210	240
5SRM10/6	5SR10/6	1.5	2	H(m)	64	63	62	59	55	49	40	29	16
5SRM10/8	5SR10/8	2.2	3		85	84	83	79	73	65	53	39	22
5SRM10/10	5SR10/10	3	4		106	105	103	99	91	81	67	48	27
	5SR10/13	4	5.5		138	137	134	128	119	105	87	63	35
	5SR10/17	5.5	7.5		180	179	175	168	155	138	114	82	46
	5SR10/21	7.5	10		222	221	217	207	192	170	140	101	57
	5SR10/25	9.2	12.5		261	259	258	246	228	202	167	120	67
	5SR10/28	11	15		293	291	289	276	256	227	187	135	76

PERFORMANCE CHART AT N=2850RPM

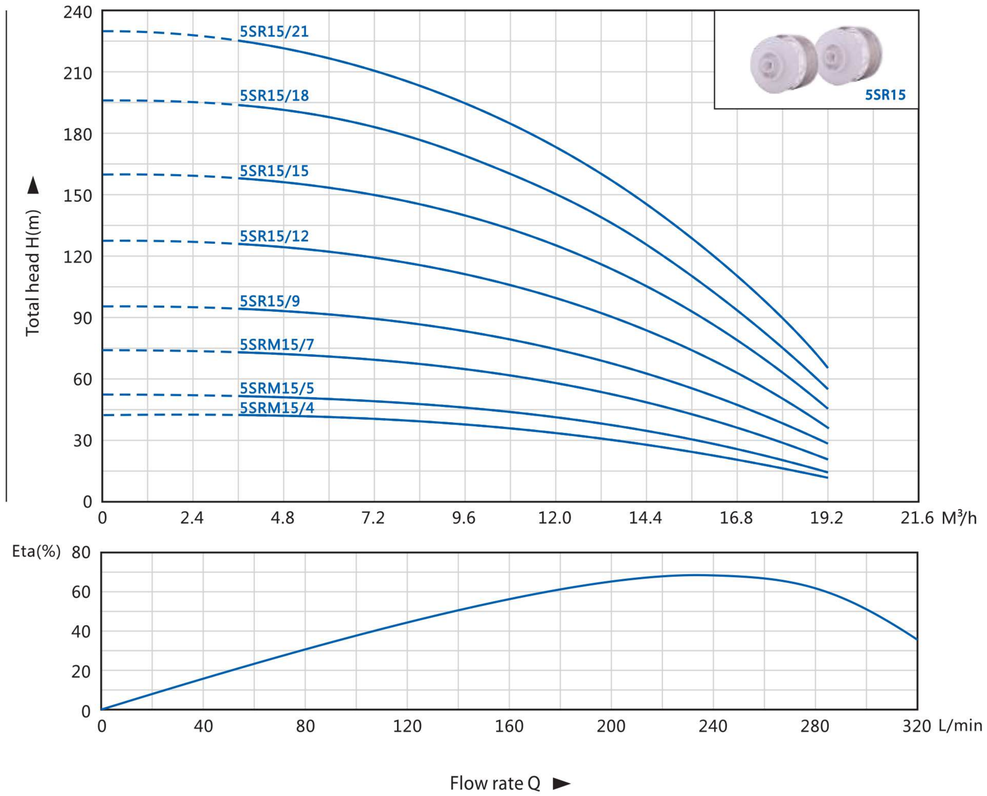

PERFORMANCE DATA 50Hz

Model		Power		Capacity & Head n=2850r.p.m									
1~ 220V-240V	3~ 380V-415V	kW	HP	Q(M³/h)	0	2.4	4.8	7.2	9.6	12.0	14.4	16.8	19.2
				Q(L/min)	0	40	80	120	160	200	240	280	320
5SRM15/4	5SR15/4	1.5	2	H(m)	45	44	43	41	38	34	29	22	13
5SRM15/5	5SR15/5	2.2	3		56	55	54	51	48	43	36	27	17
5SRM15/7	5SR15/7	3	4		78	77	75	72	67	60	50	38	23
	5SR15/9	4	5.5		100	99	97	92	86	77	65	49	30
	5SR15/12	5.5	7.5		133	131	129	123	115	103	86	65	40
	5SR15/15	7.5	10		166	164	161	154	143	129	108	81	50
	5SR15/18	9.2	12.5		197	195	191	181	168	151	126	94	56
	5SR15/21	11	15		229	227	222	211	196	176	146	109	66

PERFORMANCE CHART AT N=2850RPM

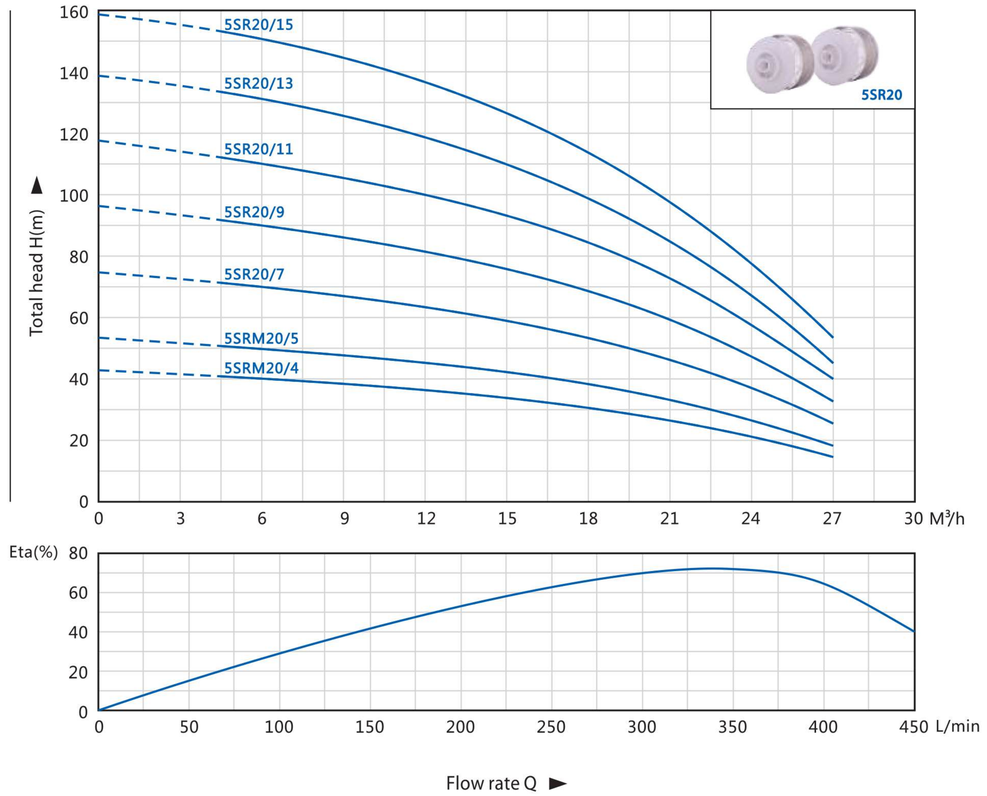

PERFORMANCE DATA 50Hz

Model		Power		Capacity & Head n=2850r.p.m										
1~ 220V-240V	3~ 380V-415V	kW	HP	Q(M³/h)	0	3	6	9	12	15	18	21	24	27
				Q(L/min)	0	50	100	150	200	250	300	350	400	450
5SRM20/4	5SR20/4	2.2	3	H(m)	43	41	40	38	36	34	31	26	21	14
5SRM20/5	5SR20/5	3	4		53	52	50	48	45	43	39	33	26	18
	5SR20/7	4	5.5		75	72	70	67	64	60	54	46	37	25
	5SR20/9	5.5	7.5		96	93	90	86	82	77	69	59	47	32
	5SR20/11	7.5	10		117	114	110	105	100	94	85	72	57	39
	5SR20/13	9.2	12.5		138	134	130	124	118	111	100	85	67	46
	5SR20/15	11	15		159	155	150	143	136	128	116	98	77	53

5SP

Application

For pumping clean water with sand content less than 150g/m³
For well pumping, river pumping, farm irrigation, water supply, mining, drainage in breeding industry.

Operating conditions

Water temperature up to **35℃**
Ambient temperature permissible up to **40℃**
5SPM Minimum internal diameter of well: **5"**(130mm)
Maximum sand content: **0.25%**
Maximum immersion depth: **80m**

Motor

Rewindable motor
Insulation **Class B**
Protection **Ip68**
NEMA dimension standards

Options on request

Special mechanical seal
Single phase motor with built-in capacitor
Single phase motor with control box
The length of cable: 2m
Outlet dimension : 2½", 2"

5 SP M 10/ 3

- 3 — Impeller's number
- 10 — Capacity (m³/h)
- M — Single phase motor (three phase with no M marked)
- SP — Pump name
- 5 — Well diameter: Φ 5"

Components	Material
Pump body	**AISI 304 SS**
Motor bracket	Stainless steel
Motor shaft	**AISI304 SS**
Pump shaft	**AISI304 SS**
Impeller	**AISI304 SS**
Diffuser	**AISI304 SS**
Bearing	C&U, NSK if request
Mechanical seal	Ceramic /Graphite, SIC/Graphite or Alloy Graphite if request
Coupling and outlet	**AISI304 SS**
Shaft coupling	**AISI304 SS**
Oil chamber	Cast iron, **AISI304 SS** if request

4-5SP 5SP

HAPPY®
www.happypump.com

PERFORMANCE CHART AT N=2850RPM

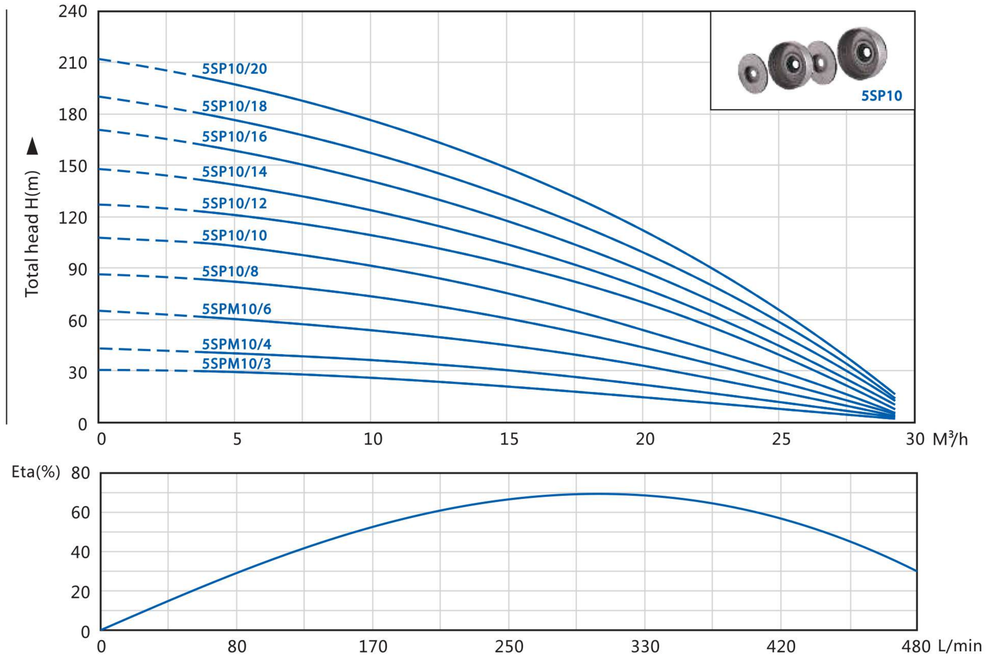

PERFORMANCE DATA 50Hz

Model		Power		Capacity & Head n=2850r.p.m							
1~ 220V-240V	3~ 380V-415V	kW	HP	Q(M³/h)	0	5	10	15	20	25	29
				Q(L/min)	0	80	170	250	330	420	480
5SPM10/3	5SP10/3	1.5	2	H(m)	32	30	27	23	17	8	2
5SPM10/4	5SP10/4	2.2	3		42	41	36	30	22	11	3
5SPM10/6	5SP10/6	3	4		63	62	54	45	33	16	4
	5SP10/8	4	5.5		85	83	72	60	45	21	5
	5SP10/10	5.5	7.5		106	101	90	76	56	27	6
	5SP10/12	7.5	10		127	122	108	91	67	32	7
	5SP10/14	9.2	12.5		148	142	126	106	78	37	8
	5SP10/16	11	15		169	162	144	121	89	43	10
	5SP10/18	13	17.5		190	183	162	136	100	48	11
	5SP10/20	15	20		211	203	180	151	111	54	12

PERFORMANCE CHART AT N=2850RPM

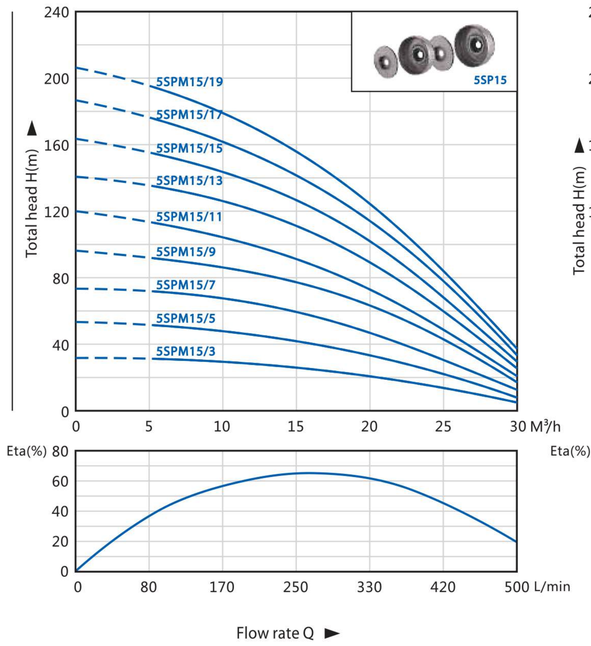

PERFORMANCE CHART AT N=2850RPM

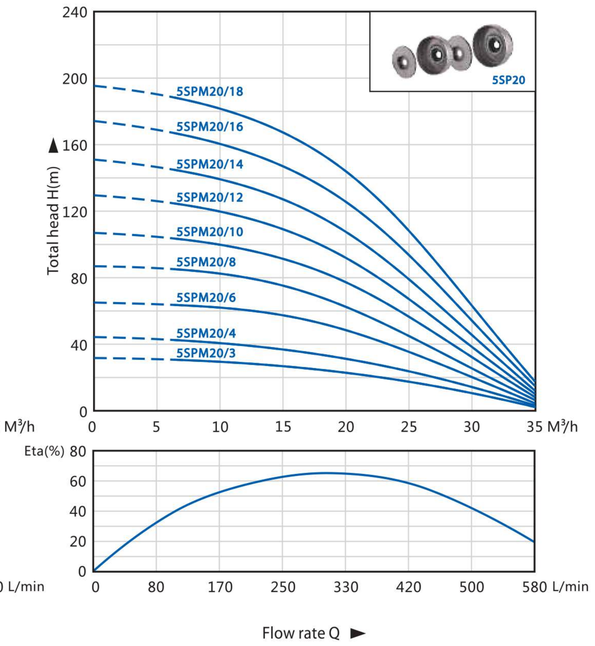

PERFORMANCE DATA 50Hz

Model		Power		Capacity & Head n=2850r.p.m							
1~ 220V-240V	3~ 380V-415V	kW	HP	Q(M³/h)	0	5	10	15	20	25	30
				Q(L/min)	0	80	170	250	330	420	500
5SPM15/3	5SP15/3	2.2	3	H(m)	33	31	28	25	20	13	6
5SPM15/5	5SP15/5	3	4		54	51	47	42	34	22	9
	5SP15/7	4	5.5		76	72	66	59	48	31	13
	5SP15/9	5.5	7.5		98	92	85	76	62	39	17
	5SP15/11	7.5	10		120	113	104	93	76	48	21
	5SP15/13	9.2	12.5		141	133	122	110	89	56	24
	5SP15/15	11	15		163	154	141	126	103	65	28
	5SP15/17	13	17.5		185	174	160	143	117	74	32
	5SP15/19	15	20		206	195	179	160	131	83	36

Model		Power		Capacity & Head n=2850r.p.m								
1~ 220V-240V	3~ 380V-415V	kW	HP	Q(M³/h)	0	5	10	15	20	25	30	35
				Q(L/min)	0	80	170	250	330	420	500	580
5SPM20/3	5SP20/3	2.2	3	H(m)	33	31	30	27	24	16	9	2
5SPM20/4	5SP20/4	3	4		43	42	40	36	32	22	12	3
	5SP20/6	4	5.5		65	63	60	55	48	33	18	5
	5SP20/8	5.5	7.5		87	84	80	73	64	44	24	7
	5SP20/10	7.5	10		109	105	100	92	80	55	30	9
	5SP20/12	9.2	12.5		130	126	120	110	96	66	36	11
	5SP20/14	11	15		152	147	140	128	112	77	42	13
	5SP20/16	13	17.5		174	168	160	147	128	88	48	15
	5SP20/18	15	20		196	189	180	165	144	99	54	17

PERFORMANCE CHART AT N=2850RPM

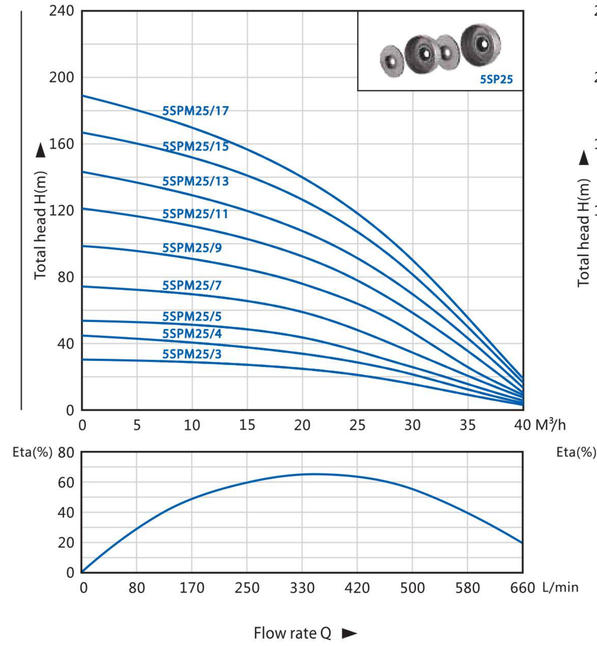

PERFORMANCE CHART AT N=2850RPM

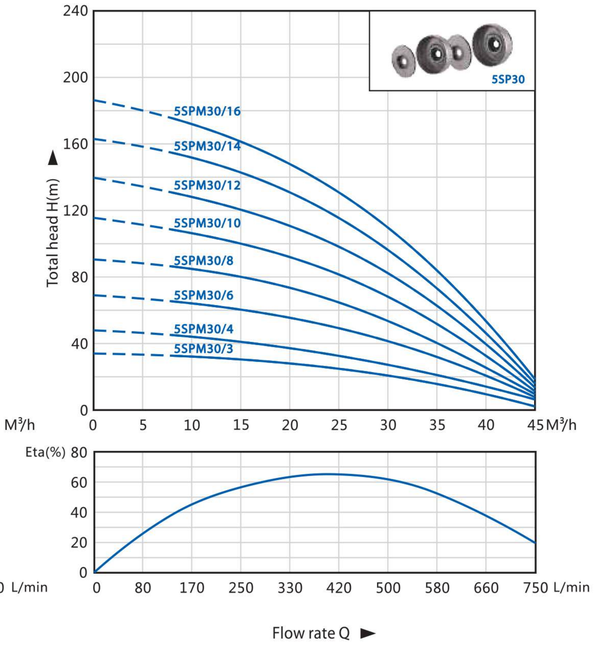

PERFORMANCE DATA 50Hz

Model		Power		Capacity & Head n=2850r.p.m								
1~ 220V-240V	3~ 380V-415V	kW	HP	Q(M³/h)	0	5	10	15	20	25	30	35	40
				Q(L/min)	0	80	170	250	330	420	500	580	660
5SPM25/3	5SP25/3	2.2	3	H(m)	33	31	30	28	25	21	16	8	3
5SPM25/4	5SP25/4	3	4		44	42	40	38	34	29	21	10	4
	5SP25/5	4	5.5		55	53	50	47	43	36	27	13	5
	5SP25/7	5.5	7.5		77	74	70	66	60	51	37	18	7
	5SP25/9	7.5	10		99	95	90	85	77	65	48	24	9
	5SP25/11	9.2	12.5		121	116	110	103	94	79	58	29	12
	5SP25/13	11	15		143	137	130	122	111	94	69	34	14
	5SP25/15	13	17.5		165	158	150	141	128	108	80	40	16
	5SP25/17	15	20		187	179	170	160	145	122	90	45	18

Model		Power		Capacity & Head n=2850r.p.m									
1~ 220V-240V	3~ 380V-415V	kW	HP	Q(M³/h)	0	5	10	15	20	25	30	35	40	45
				Q(L/min)	0	80	170	250	330	420	500	580	660	750
5SPM30/3	5SP30/3	3	4	H(m)	35	33	31	30	28	25	21	15	8	3
	5SP30/4	4	5.5		46	44	42	40	38	34	28	20	10	5
	5SP30/6	5.5	7.5		70	67	63	60	57	51	42	31	15	7
	5SP30/8	7.5	10		93	89	84	80	76	68	56	41	21	9
	5SP30/10	9.2	12.5		116	111	105	100	95	85	70	51	26	11
	5SP30/12	11	15		139	133	126	120	114	102	84	61	31	14
	5SP30/14	13	17.5		162	155	147	140	133	119	98	71	36	16
	5SP30/16	15	20		186	178	168	160	152	136	112	82	42	18

6SR

Application

For pumping clean water with sand content less than 150g/m³
For well pumping, river pumping, farm irrigation, water supply, mining, drainage in breeding industry.

Operating conditions

Water temperature up to **35℃**
Ambient temperature permissible up to **40℃**
6SR Minimum internal diameter of well: **6"**(150mm)
Maximum sand content: **0.25%**
Maximum immersion depth: **80m**

Motor

Rewindable motor
Insulation **Class B**
Protection **Ip68**
NEMA dimension standards

Options on request

Special mechanical seal
Single phase motor with built-in capacitor
Single phase motor with control box
The length of cable: 2m
Outlet dimension : 3"

6 SR M 18/ 5

- 5 — Impeller's number
- 18 — Capacity (m³/h)
- M — Single phase motor (three phase with no M marked)
- SR — Pump name
- 6 — Well diameter: Φ 6"

Components	Material
Pump body	Stainless steel
Motor bracket	Stainless steel
Motor shaft	**AISI304 SS**
Pump shaft	Stainless steel
Impeller	POM
Diffuser	Stainless steel+PC
Bearing	C&U, NSK if request
Mechanical seal	Ceramic /Graphite, SIC/Graphite or Alloy Graphite if request
Coupling and outlet	Cast iron, Stainless steel if request
Shaft coupling	**AISI304 SS**
Oil chamber	Cast iron, Stainless steel if request

6SR

HAPPY®
www.happypump.com

PERFORMANCE CHART AT N=2850RPM

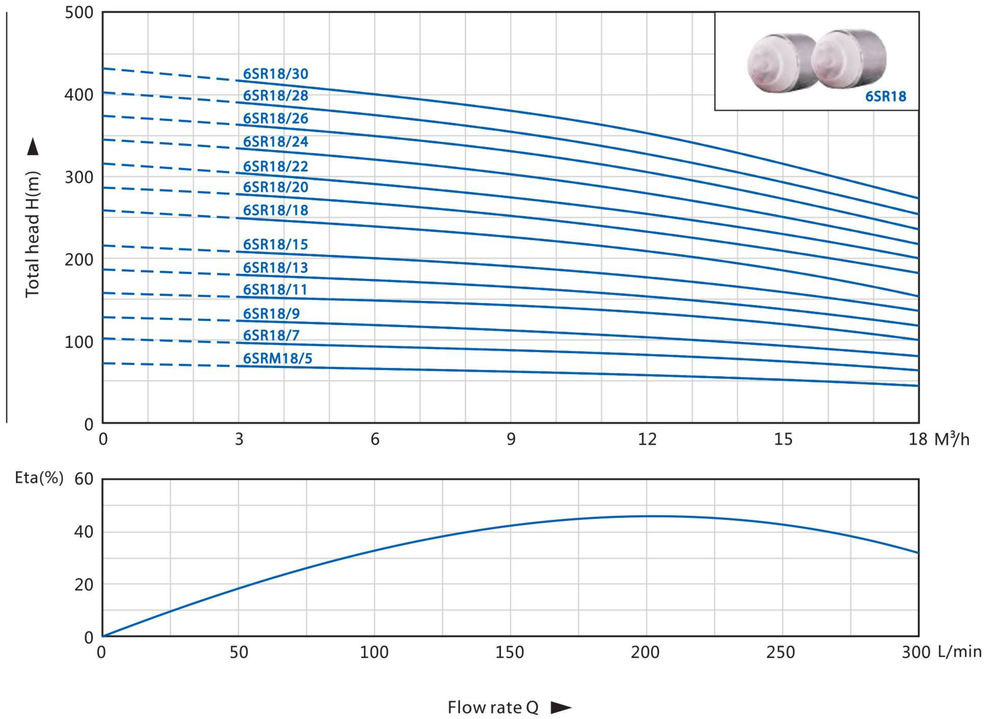

PERFORMANCE DATA 50Hz

Model		Power		Capacity & Head n=2850 r.p.m							
1~ 220V-240V	3~ 380V-415V	kW	HP	Q(M³/h)	0	3	6	9	12	15	18
				Q(L/min)	0	50	100	150	200	250	300
6SRM18/5	6SR18/5	4	5.5	H(m)	72	69	67	64	59	53	45
	6SR18/7	5.5	7.5		101	97	94	89	83	74	64
	6SR18/9	7.5	10		129	124	120	114	106	95	82
	6SR18/11	9.2	12.5		158	152	147	140	130	116	100
	6SR18/13	11	15		187	179	174	165	153	137	118
	6SR18/15	13	17.5		216	207	201	191	177	158	136
	6SR18/18	15	20		259	248	241	229	212	190	164
	6SR18/20	18.5	25		287	276	267	254	236	211	182
	6SR18/22	18.5	25		316	304	294	280	260	232	200
	6SR18/24	22	30		345	331	321	305	283	253	218
	6SR18/26	22	30		374	359	348	331	307	274	236
	6SR18/28	26	35		402	386	374	356	330	295	254
	6SR18/30	26	35		431	414	401	381	354	316	273

PERFORMANCE CHART AT N=2850RPM

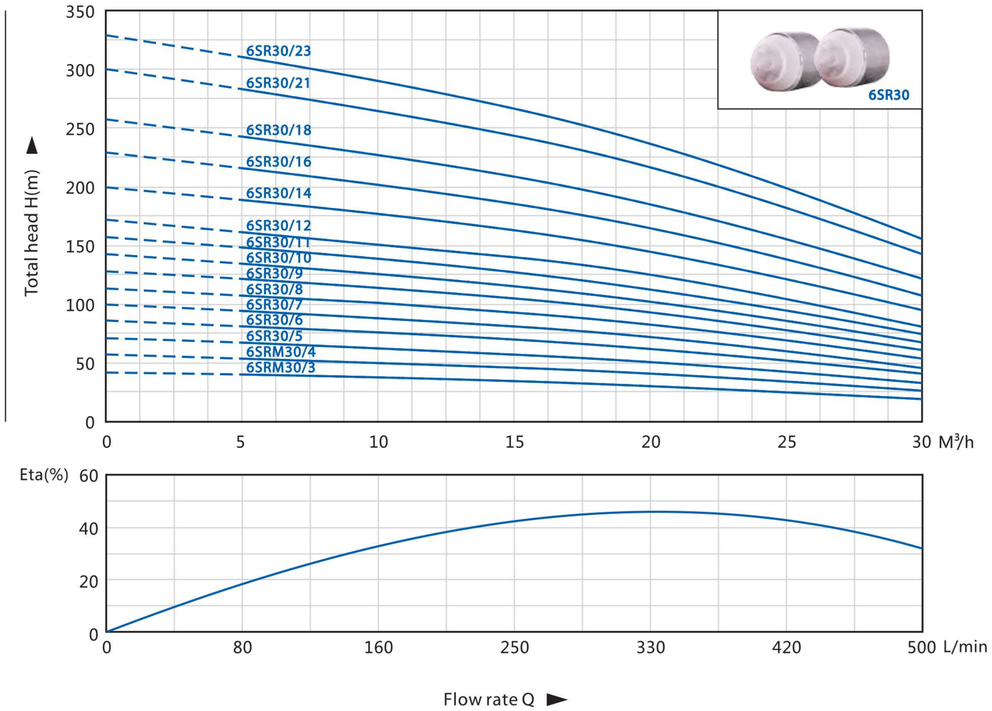

PERFORMANCE DATA 50Hz

Model		Power		Capacity & Head n=2850 r.p.m							
1~ 220V-240V	3~ 380V-415V	kW	HP	Q(M³/h)	0	5	10	15	20	25	30
				Q(L/min)	0	83	167	250	333	417	500
6SRM30/3	6SR30/3	4	5.5	H(m)	43	41	38	35	31	26	20
6SRM30/4	6SR30/4	5.5	7.5		57	54	50	47	42	35	27
	6SR30/5	5.5	7.5		71	68	63	58	52	44	34
	6SR30/6	7.5	10		86	81	76	70	62	52	41
	6SR30/7	7.5	10		100	95	88	81	73	61	47
	6SR30/8	9.2	12.5		114	108	101	93	83	70	54
	6SR30/9	9.2	12.5		129	122	113	105	94	79	61
	6SR30/10	11	15		143	135	126	116	104	87	68
	6SR30/11	11	15		157	149	139	128	114	96	75
	6SR30/12	13	17.5		172	162	151	140	125	105	81
	6SR30/14	15	20		200	189	176	163	146	122	95
	6SR30/16	18.5	25		229	216	201	186	167	140	108
	6SR30/18	18.5	25		257	243	227	209	187	157	122
	6SR30/21	22	30		300	284	264	244	219	184	142
	6SR30/23	26	35		329	311	290	267	239	201	156

PERFORMANCE CHART AT N=2850RPM

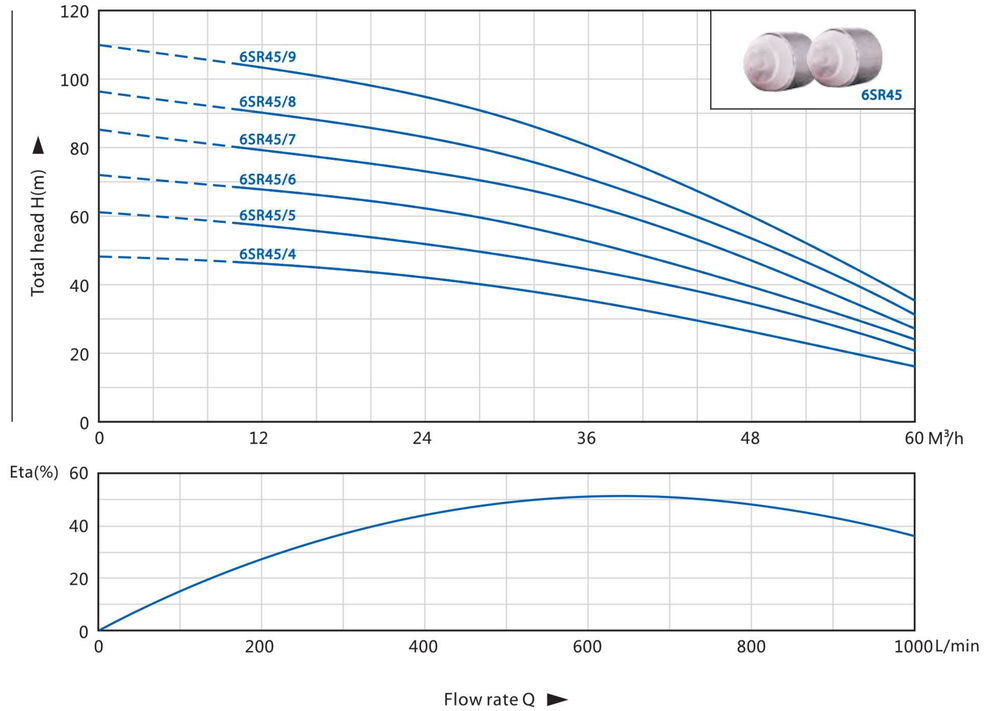

PERFORMANCE DATA 50Hz

Model	Power		Capacity & Head n=2850 r.p.m						
3~ 380V-415V	kW	HP	M³/h	0	12	24	36	48	60
			Q(L/min)	0	200	400	600	800	1000
6SR45/4	5.5	7.5	H(m)	48	45	42	36	28	15
6SR45/5	7.5	10		61	57	52	45	36	20
6SR45/6	9. 2	12. 5		72	68	62	52	43	23
6SR45/7	11	15		85	80	73	63	52	27
6SR45/8	13	17. 5		96	90	83	71	58	31
6SR45/9	15	20		110	103	95	80	65	35

6SP

Application

For pumping clean water with sand content less than 150g/m³
For well pumping, river pumping, farm irrigation, water supply, mining, drainage in breeding industry.

Operating conditions

Water temperature up to **35℃**
Ambient temperature permissible up to **40℃**
6SP Minimum internal diameter of well: **6"**(150mm)
Maximum sand content: **0.25%**
Maximum immersion depth: **80m**

Motor

Rewindable motor
Insulation **Class B**
Protection **Ip68**
NEMA dimension standards

Options on request

Special mechanical seal
Single phase motor with built-in capacitor
Single phase motor with control box
The length of cable: 2m
Outlet dimension : 2½", 3"

6 SP M 17/4

- 4 — Impeller's number
- 17 — Capacity (m³/h)
- M — Single phase motor (three phase with no M marked)
- SP — Pump name
- 6 — Well diameter: Φ 6"

Components	Material
Pump body	**AISI304 SS**
Motor bracket	Stainless steel
Motor shaft	**AISI304 SS**
Pump shaft	**AISI304 SS**
Impeller	**AISI304 SS**
Diffuser	**AISI304 SS**
Bearing	C&U, NSK if request
Mechanical seal	Ceramic /Graphite, SIC/Graphite or Alloy Graphite if request
Coupling and outlet	**AISI304 SS**
Shaft coupling	**AISI304 SS**
Oil chamber	Cast iron, **AISI304 SS** if request

4-6SP 6SP

HAPPY®
www.happypump.com

PERFORMANCE CHART AT N=2850RPM

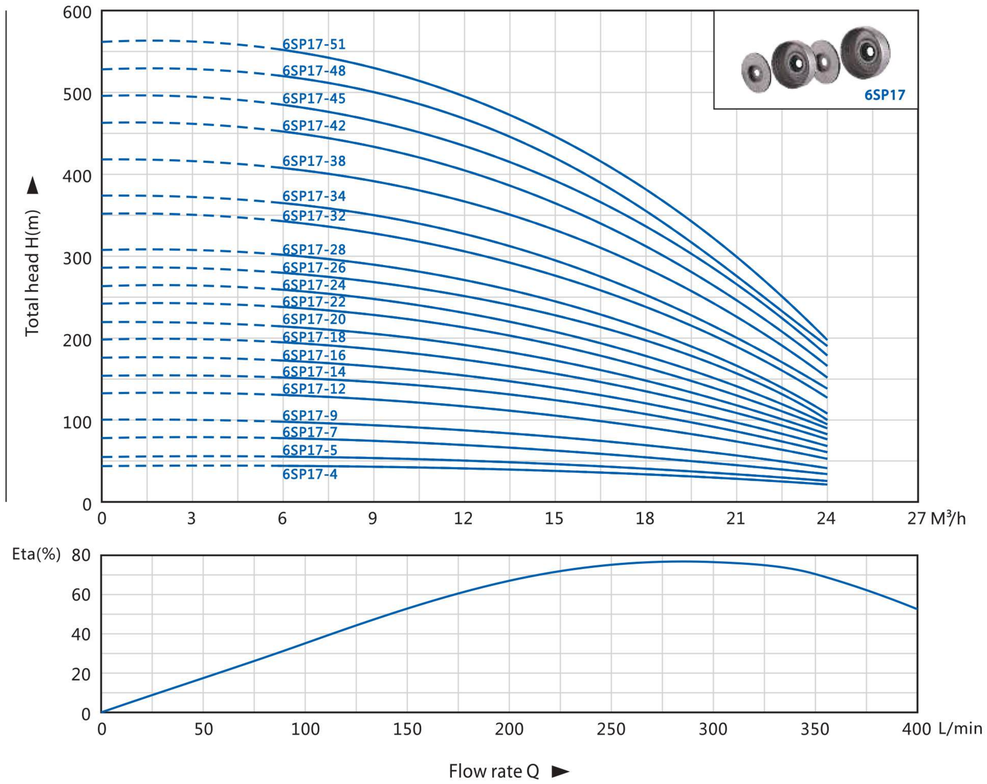

PERFORMANCE DATA 50Hz

Model		Power		Capacity & Head n=2850 r.p.m									
1~ 220V-240V	3~ 380V-415V	kW	HP	Q(M³/h)	0	3	6	9	12	15	18	21	24
				Q(L/min)	0	50	100	150	200	250	300	350	400
6SPM17-4	6SP17-4	2.2	3	H(m)	44	44	43	42	39	35	30	23	15
6SPM17-5	6SP17-5	3	4		55	55	54	52	49	44	37	29	19
6SPM17-7	6SP17-7	4	5.5		77	77	75	73	68	61	52	40	27
6SPM17-9	6SP17-9	5.5	7.5		99	99	97	94	88	79	67	52	35
	6SP17-12	7.5	10		132	132	129	125	117	105	90	69	46
	6SP17-14	9.2	12.5		154	153	151	146	136	122	105	81	54
	6SP17-16	9.2	12.5		176	175	172	167	156	140	120	92	61
	6SP17-18	11	15		198	197	194	188	175	157	134	104	69
	6SP17-20	11	15		220	219	215	209	195	175	149	115	77
	6SP17-22	13	17.5		242	241	237	229	214	192	164	127	85
	6SP17-24	13	17.5		264	263	258	250	233	209	179	138	92
	6SP17-26	15	20		286	285	280	271	253	227	194	150	100
	6SP17-28	18.5	25		308	307	301	292	272	244	209	161	108
	6SP17-32	18.5	25		352	351	344	334	311	279	239	184	123
	6SP17-34	22	30		374	373	366	355	331	297	254	196	131
	6SP17-38	22	30		418	417	409	396	370	332	284	219	146
	6SP17-42	26	35		462	460	452	438	408	366	314	242	161
	6SP17-45	26	35		495	493	484	469	438	393	336	259	173
	6SP17-48	30	40		528	526	517	501	467	419	359	277	184
	6SP17-51	30	40		561	559	549	532	496	445	381	294	196

PERFORMANCE CHART AT N=2850RPM

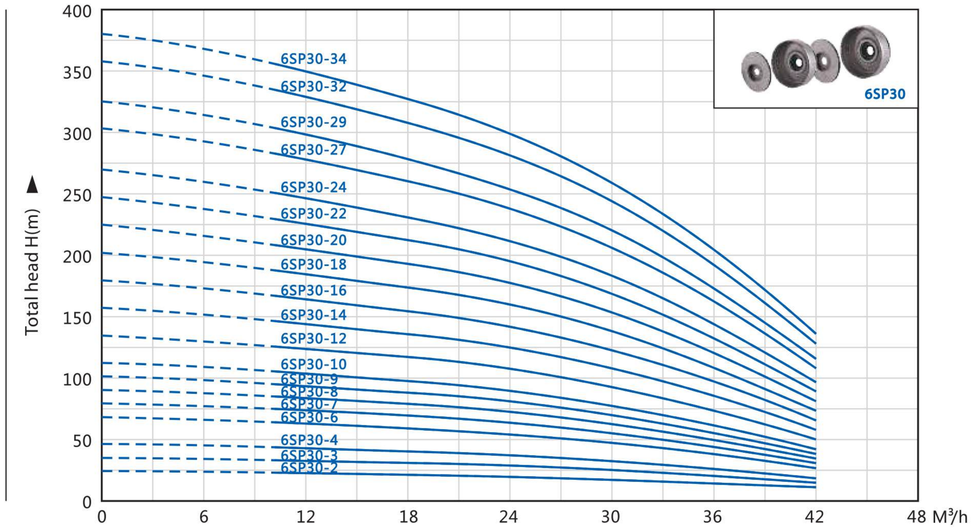

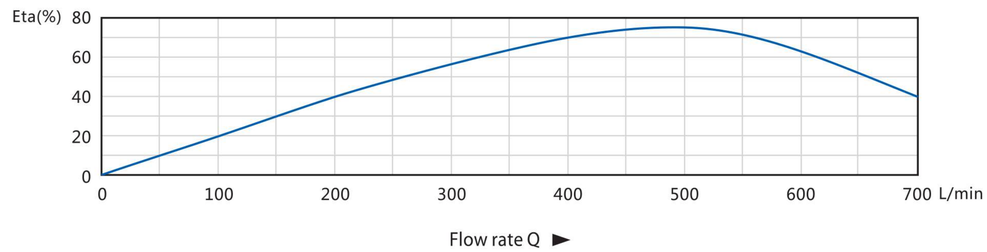

PERFORMANCE DATA 50Hz

Model		Power		Capacity & Head n=2850 r.p.m								
1~ 220V-240V	3~ 380V-415V	kW	HP	Q(M³/h)	0	6	12	18	24	30	36	42
				Q(L/min)	0	100	200	300	400	500	600	700
6SPM30-2	6SP30-2	2.2	3	H(m)	23	22	21	20	18	16	12	8
6SPM30-3	6SP30-3	3	4		34	33	32	30	28	24	19	12
6SPM30-4	6SP30-4	4	5.5		46	44	42	40	37	32	25	16
6SPM30-6	6SP30-6	5.5	7.5		69	66	63	60	55	47	37	24
	6SP30-7	7.5	10		80	77	74	70	64	55	43	28
	6SP30-8	7.5	10		92	89	85	80	74	63	50	33
	6SP30-9	9.2	12.5		103	100	95	89	83	71	56	37
	6SP30-10	9.2	12.5		114	111	106	99	92	79	62	41
	6SP30-12	11	15		137	133	127	119	110	95	74	49
	6SP30-14	13	17.5		160	155	148	139	129	110	87	57
	6SP30-16	15	20		183	177	169	159	147	126	99	65
	6SP30-18	18.5	25		206	199	190	179	165	142	111	73
	6SP30-20	18.5	25		229	221	211	199	184	158	124	81
	6SP30-22	22	30		252	243	232	219	202	173	136	89
	6SP30-24	22	30		275	266	254	239	221	189	149	98
	6SP30-27	26	35		309	299	285	268	248	213	167	110
	6SP30-29	26	35		332	321	306	288	266	228	179	118
	6SP30-32	30	40		366	354	338	318	294	252	198	130
	6SP30-34	30	40		389	376	359	338	312	268	210	138

PERFORMANCE CHART AT N=2850RPM

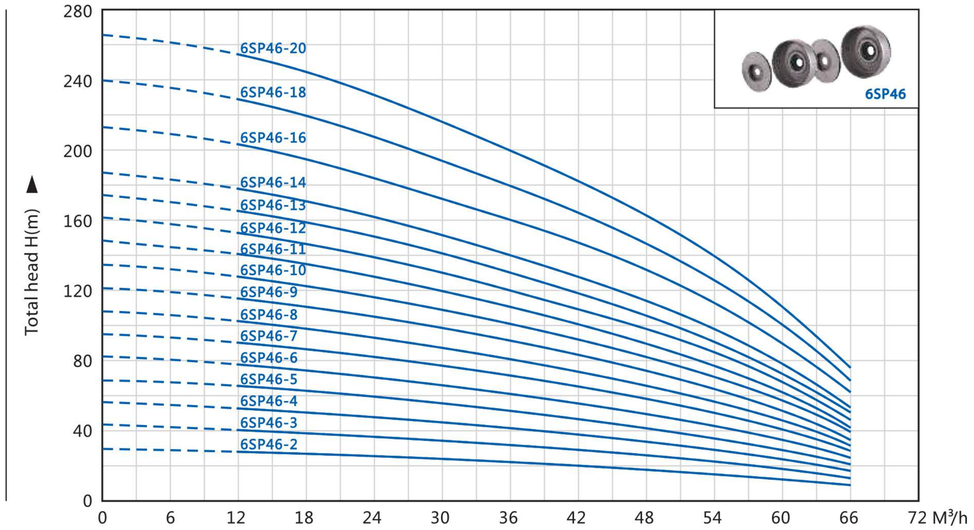

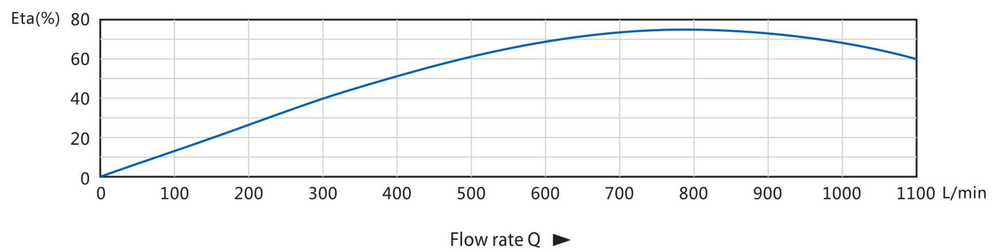

PERFORMANCE DATA 50Hz

Model		Power		Capacity & Head n=2850 r.p.m											
1~ 220V-240V	3~ 380V-415V	kW	HP	Q(M³/h)	0	6	12	18	24	30	36	42	48	54	60	66
				Q(L/min)	0	100	200	300	400	500	600	700	800	900	1000	1100
6SPM46-2	6SP46-2	3	4	H(m)	27	26	26	25	23	22	20	18	16	14	11	7
6SPM46-3	6SP46-3	5.5	7.5		40	39	38	37	35	32	30	27	24	21	16	11
	6SP46-4	7.5	10		54	52	51	49	46	43	40	36	32	28	22	14
	6SP46-5	7.5	10		67	66	64	62	58	54	50	46	41	35	27	18
	6SP46-6	9.2	12.5		80	79	77	74	70	65	60	55	49	41	32	22
	6SP46-7	11	15		94	92	90	86	81	76	70	64	57	48	38	25
	6SP46-8	13	17.5		107	105	102	98	93	86	80	73	65	55	43	29
	6SP46-9	15	20		121	118	115	111	104	97	90	82	73	62	49	32
	6SP46-10	15	20		134	131	128	123	116	108	100	91	81	69	54	36
	6SP46-11	18.5	25		147	144	141	135	128	119	110	100	89	76	59	40
	6SP46-12	18.5	25		161	157	154	148	139	130	120	109	97	83	65	43
	6SP46-13	22	30		174	170	166	160	151	140	130	118	105	90	70	47
	6SP46-14	22	30		188	183	179	172	162	151	140	127	113	97	76	50
	6SP46-16	26	35		214	210	205	197	186	173	160	146	130	110	86	58
	6SP46-18	30	40		241	236	230	221	209	194	180	164	146	124	97	65
	6SP46-20	30	40		268	262	256	246	232	216	200	182	162	138	108	72

PERFORMANCE CHART AT N=2850RPM

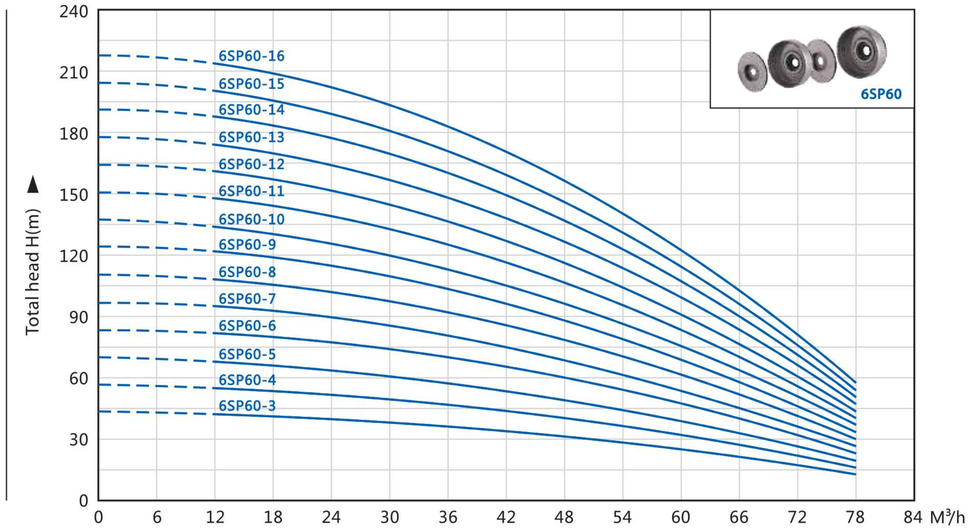

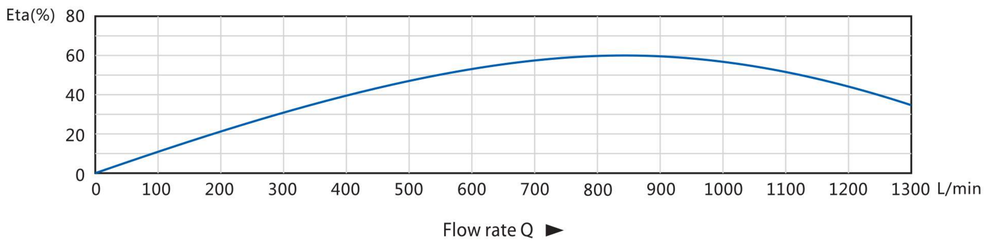

PERFORMANCE DATA 50Hz

Model		Power		Capacity & Head n=2850 r.p.m														
1~ 220V-240V	3~ 380V-415V	kW	HP	Q(M³/h)	0	6	12	18	24	30	36	42	48	54	60	66	72	78
				Q(L/min)	0	100	200	300	400	500	600	700	800	900	1000	1100	1200	1300
6SPM60-3	6SP60-3	5.5	7.5	H(m)	42	42	42	41	39	36	33	31	29	26	23	20	16	11
	6SP60-4	7.5	10		56	56	56	55	52	48	44	41	38	35	31	26	21	15
	6SP60-5	9.2	12.5		70	70	69	68	65	60	55	52	48	44	39	33	26	18
	6SP60-6	11	15		84	84	83	82	78	72	66	62	58	53	47	40	31	22
	6SP60-7	13	17.5		98	98	97	95	91	84	77	72	67	62	55	46	36	25
	6SP60-8	15	20		112	112	111	109	104	96	89	83	77	71	63	53	42	29
	6SP60-9	18.5	25		126	125	125	123	116	108	100	93	87	79	70	60	47	33
	6SP60-10	18.5	25		140	139	139	136	129	120	111	103	96	88	78	66	52	36
	6SP60-11	22	30		154	153	153	150	142	132	122	113	106	97	86	73	57	40
	6SP60-12	22	30		168	167	167	164	155	144	133	124	116	106	94	80	62	44
	6SP60-13	26	35		182	181	180	177	168	156	144	134	125	115	102	86	67	47
	6SP60-14	26	35		196	195	194	191	181	168	155	144	135	123	109	93	73	51
	6SP60-15	30	40		210	209	208	204	194	180	166	155	144	132	117	99	78	54
	6SP60-16	30	40		224	223	222	218	207	192	177	165	154	141	125	106	83	58

HAPPY®
www.happypump.com

3SD

Applications
For water supply from wells or reservoirs
For domestic use,for civil and industrial applications
For garden use and irrigation

Operating conditions
Speed: **2850rpm**
Insulation class: **F**
Protection grade: **IP 68**
Maximum fluid temperature up to +**35℃**
Minimum well diameter: **3"**

Motor and Pump
Rewindable motor
Single-phase: 220-240V/50Hz
Equip with start control box or digital auto-control box

Options on request
Special mechanical seal
Other voltages or frequency 60Hz
Single phase motor with built in capacitor

Warranty: 1 years
(according to our general sales conditions)

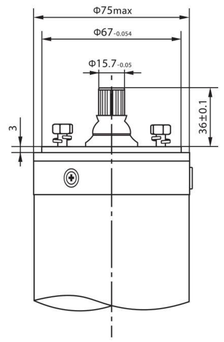

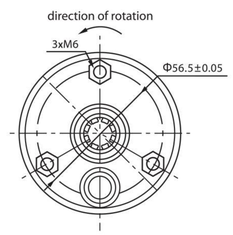

Components	Material
Motor external casing	AISI 304 SS
Top chock	①Cast-Cu ASTM C85500
	②Cast-iron ASTM NO.30
Bottom support	AISI 304 SS
Mechanical seal	Special seal for deep well(Graphite-Ceramic)
Shaft	AISI 304 SS-ASTM 5140
Seal lubricant oil	Oil for food machinery and pharmaceutic use.

3 S D M−0.18 (N)

- Built-in capacitor (outboard capacitor with no N marked)
- Rated power
- Single phase (three phase with no M marked)
- Integrated motor
- Oil-filled rewindable motor
- Well Φ 3"

PERFORMANCE DATA 50Hz

Model	P_2		n=2850 r.p.m						
	kW	HP	Voltage (V)	Ph	In (A)	cos ψ	η (%)	L (mm)	Weight (kg)
3SDM-0.18	0.18	0.25	220-240V	1	2.1	0.93	51	380	4.0
3SDM-0.25	0.25	0.33			2.5	0.93	53	390	4.8
3SDM-0.37	0.37	0.5			3.3	0.93	56	430	5.6
3SDM-0.55	0.55	0.75			4.5	0.93	58	430	6.4
3SDM-0.75	0.75	1			6.0	0.93	62	440	7.5
3SDM-1.1	1.1	1.5			7.8	0.93	64	555	10.0
3SDM-1.5	1.5	2			10.0	0.93	65	605	11.3

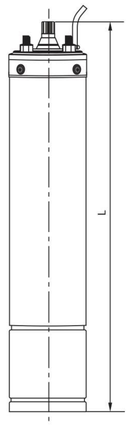

4SD

Applications
For water supply from wells or reservoirs
For domestic use,for civil and industrial applications
For garden use and irrigation

Operating conditions
Speed: **2850rpm**
Insulation class: **F**
Protection grade: **IP 68**
Maximum fluid temperature up to +**35℃**
Minimum well diameter: **4"**

Motor and Pump
Rewindable motor
Single-phase: 220-240V/50Hz
Three-phase:380-415V/50Hz
Equip with start control box or digital auto-control box
NEMA dimension standards

Options on request
Special mechanical seal
Other voltages or frequency 60Hz
Single phase motor with built-in capacitor

Warranty: 1 years
(according to our general sales conditions)

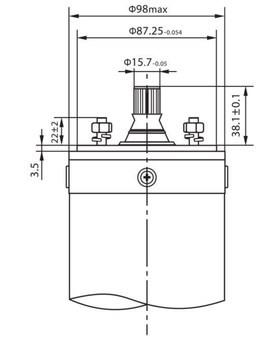

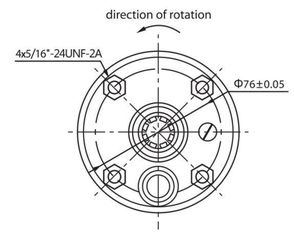

Components	Material
Motor external casing	AISI 304 SS
Top chock	①Cast-Cu ASTM C85500
	②Cast-iron ASTM NO.30
	③AISI 304 SS
Bottom support	AISI 304 SS
Mechanical seal	Special seal for deep well(Graphite-Ceramic)
Shaft	AISI 304 SS-ASTM 5140
Seal lubricant oil	Oil for food machinery and pharmaceutic use.

4 S D M−0.25 (N)

- Built-in capacitor (outboard capacitor with no N marked)
- Rated power
- Single phase (three phase with no M marked)
- Integrated motor
- Oil-filled rewindable motor
- Well Φ 4"

PERFORMANCE DATA 50Hz

Model	P_2		n=2850 r.p.m						
	kW	HP	Voltage (V)	Ph	In (A)	cos ψ	η (%)	L (mm)	Weight (kg)
4SDM-0.25	0.25	0.33	220-240V	1	2.5	0.93	52	348	6.3
4SDM-0.37	0.37	0.5			3.7	0.93	54	363	7.2
4SDM-0.55	0.55	0.75			4.7	0.93	57	378	8
4SDM-0.75	0.75	1			6.2	0.93	60	398	8.7
4SDM-1.1	1.1	1.5			8.0	0.93	63	438	10.8
4SDM-1.5	1.5	2			10.5	0.93	65	515	13.8
4SDM-2.2	2.2	3			15.0	0.93	66	605	17.4
4SDM-2.6	2.6	3.5			17.5	0.93	67	645	20.3

PERFORMANCE DATA 50Hz

Model	P_2		n=2850 r.p.m						
	kW	HP	Voltage (V)	Ph	In (A)	cos ψ	η (%)	L (mm)	Weight (kg)
4SD-0.25	0.25	0.33	380-415V	3	1.0	0.75	55	348	6.3
4SD-0.37	0.37	0.5			1.4	0.75	58	363	7.2
4SD-0.55	0.55	0.75			1.8	0.76	61	378	8
4SD-0.75	0.75	1			2.5	0.77	64	398	8.7
4SD-1.1	1.1	1.5			3.2	0.78	67	438	10.8
4SD-1.5	1.5	2			4.0	0.79	69	505	13.8
4SD-2.2	2.2	3			6.0	0.80	71	555	17.4
4SD-2.6	2.6	3.5			7.0	0.80	71	585	18.6
4SD-3.0	3	4			8.0	0.81	72	620	19.3
4SD-4.0	4	5.5			10.0	0.82	74	723	21.9
4SD-5.5	5.5	7.5			12.0	0.83	75	812	25.6
4SD-7.5	7.5	10			17.3	0.84	76	903	28.3

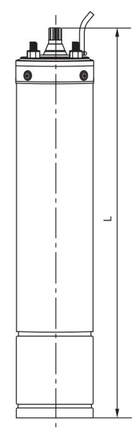

HAPPY®
www.happypump.com

5SR

Applications

For water supply from wells or reservoirs
For domestic use,for civil and industrial applications
For garden use and irrigation

Operating conditions

Speed: **2850rpm**
Insulation class: **F**
Protection grade: **IP 68**
Maximum fluid temperature up to +**35℃**
Minimum well diameter: **5"**

Motor and Pump

Rewindable motor
Single-phase: 220-240V/50Hz
Three-phase: 380-415V/50Hz
Equip with start control box or digital auto-control box

Options on request

Special mechanical seal
Other voltages or frequency 60Hz

Warranty: 1 years

(according to our general sales conditions)

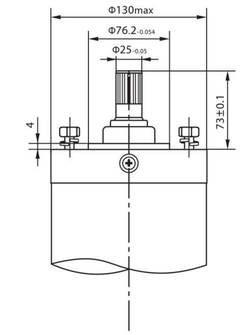

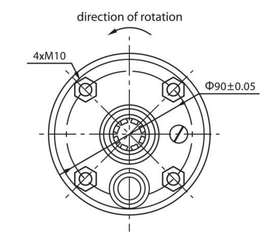

Components	Material
Motor external casing	AISI 304 SS
Top chock	①Cast-Cu ASTM C85500
	②Cast-iron ASTM NO.30
Bottom support	AISI 304 SS
Mechanical seal	Special seal for deep well(Graphite-Ceramic)
Shaft	AISI 304 SS-ASTM 5140
Seal lubricant oil	Oil for food machinery and pharmaceutic use.

5 S R M–1.5

- 1.5 — Rated power
- M — Single phase (three phase with no M marked)
- R — Integrated motor
- S — Oil-filled rewindable motor
- 5 — Well Φ 5"

PERFORMANCE DATA 50Hz

Model	P_2		n=2850 r.p.m						
	kW	HP	Voltage (V)	Ph	In (A)	cos ψ	η (%)	L (mm)	Weight (kg)
5SRM-1.5	1.5	2	220-240V	1	11.5	0.93	65	465	16.4
5SRM-2.2	2.2	3			16.4	0.93	66	500	19.6
5SRM-3.0	3	4			21.9	0.93	67	540	22.3
5SR-1.5	1.5	2	380-415V	3	4.7	0.77	70	465	16.4
5SR-2.2	2.2	3			6.1	0.78	72	500	19.6
5SR-3.0	3	4			8.3	0.79	73	540	22.3
5SR-4.0	4	5.5			10.5	0.79	74	600	27.1
5SR-5.5	5.5	7.5			13.2	0.80	75	670	32.5
5SR-7.5	7.5	10			17.7	0.80	76	770	38.5
5SR-9.2	9.2	12.5			21.7	0.82	77	830	42.1
5SR-11	11	15			24.9	0.82	78	880	45.6
5SR-13	13	17.5			29.4	0.83	80	930	49.2
5SR-15	15	20			33.9	0.83	80	980	52.5

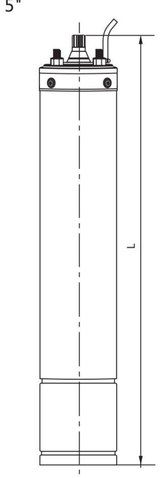

6SR

Applications

For water supply from wells or reservoirs
For domestic use,for civil and industrial applications
For garden use and irrigation

Operating conditions

Speed: **2850rpm**
Insulation class: **F**
Protection grade: **IP 68**
Maximum fluid temperature up to +**35℃**
Minimum well diameter: **6"**

Motor and Pump

Rewindable motor
Single-phase: 220-240V/50Hz
Three-phase:380-415V/50Hz
①Direct start(1 cables)
②Star-delta start(2 cables)
Equip with start control box or digital auto-control box
NEMA dimension standards

Options on request

Special mechanical seal
Other voltages or frequency 60Hz

Warranty: 1 years

(according to our general sales conditions)

Components	Material
Motor external casing	AISI 304 SS
Top chock	Cast-iron ASTM NO.30
Bottom support	Cast-iron ASTM NO.30
Seal	NBR Carbon-SIC/TO
Shaft	AISI 304 SS-ASTM 5140

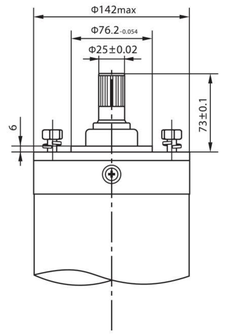

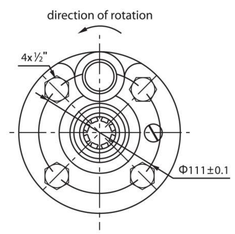

6 S R M–2.2

- 2.2 — Rated power
- M — Single phase (three phase with no M marked)
- R — Integrated motor
- S — Oil-filled rewindable motor
- 6 — Well Φ 6"

PERFORMANCE DATA 50Hz

Model	P_2		n=2850 r.p.m						
	kW	HP	Voltage (V)	Ph	In (A)	cos ψ	η (%)	L (mm)	Weight (kg)
6SRM-2.2	2.2	3	220-240V	1	19	0.93	66	556	35.9
6SRM-3.0	3	4			21	0.93	67	586	38.8
6SRM-4.0	4	5.5			23	0.93	68	616	41.7
6SRM-5.5	5.5	7.5			25	0.93	69	666	46.5
6SR-2.2	2.2	3	380-415V	3	5.0	0.80	74	524	34.1
6SR-3.0	3	4			6.0	0.80	75	554	36.6
6SR-4.0	4	5.5			8.0	0.80	75	584	39.2
6SR-5.5	5.5	7.5			11.0	0.80	76	614	42.6
6SR-7.5	7.5	10			16.5	0.81	76.5	654	47.0
6SR-9.2	9.2	12.5			20.2	0.81	77	704	52.7
6SR-11	11	15			24.2	0.82	78	754	58.3
6SR-13	13	17.5			28.6	0.82	78	804	63.9
6SR-15	15	20			33	0.83	79	854	69.5
6SR-18.5	18.5	25			40.7	0.83	79	934	80.9
6SR-22	22	30			48.4	0.83	80	1014	91.6
6SR-26	26	35			57.2	0.84	80	1094	102.3
6SR-30	30	40			65	0.84	81	1174	113.0

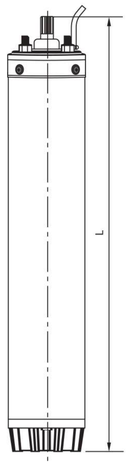

HAPPY®
www.happypump.com

EXPLODE DRAWING

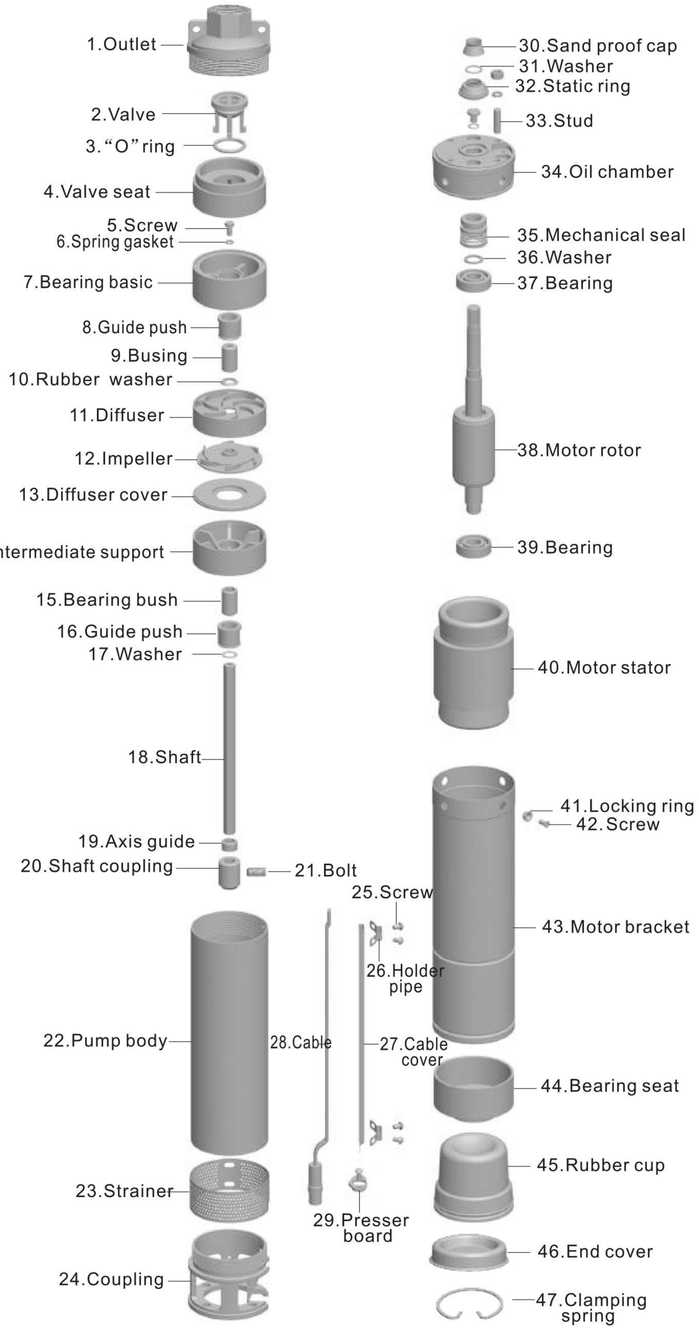

ACCESSORIES

3SD Outlet

3SD Coupling

3SD Oil chamber

4SD Outlet G1.25

4SD Outlet G1.5

4SD Outlet G2

4SD Coupling

4SD Oil chamber

4SD Outlet G1.5

4SKM Outlet G1

4SKM Coupling

4SKM Impeller

3SS Outlet G 1"

3SS Outlet G 1.25"

4SS Stainless Steel Outlet G 1.5"

4SD Cast iron 1.25"

3SS Stainless Suction support

4SS Stainless Steel Outlet G 2"

2QGS Outlet G 0.5"

3SD Cast iron 1"

ACCESSORIES

4SS Outlet G 1.5"

4SP Outlet

4QGS Outlet G 1"

3SD Oil chamber

4SS Stainless Suction support

4SP Stainless Suction Support

4SS Stainless Suction support

4SS Outlet G 1.5"

4SP2 Diffuser

4SP2 Impeller

Control box
(Single phase)

Control box
(Single phase)





NOTE